

Jonathan Bradley Savitz

Laureate Institute for Brain Research • 6655 S. Yale Rd. • Tulsa, OK 74136
(918) 502-5104 • jsavitz@laureateinstitute.org

EDUCATION

Ph.D. (Human Genetics) University of Cape Town 2006

Thesis Title: The molecular genetics of bipolar affective disorder: South African populations, endophenotypes, and environmental influence.

Mentors: Rajkumar Ramesar and Mark Solms

External Examiners: Robert Cloninger (Washington University), Peter McGuffin (King's College, London), and Pamela Sklar (Harvard University)

M.Sc. (Neuropsychology) University of the Witwatersrand 2001
B.Sc. (Hons) Clinical Psychology (First Class) University of the Witwatersrand 1998
B.Sc. Genetics & Psychology (First Class) University of the Witwatersrand 1997

POSITIONS

Laureate Institute for Brain Research

Principal Investigator 2009 – present

Director Laboratory Core 2022 - present

The University of Tulsa

Professor, Oxley College of Health Sciences 2025-present

Associate Professor, Oxley College of Health Sciences 2017-2024

Assistant Professor, Oxley College of Health Sciences 2011-2016

National Institutes of Health

Post-Doctoral Fellow (mentor Wayne Drevets) 2006-2009

Section on Neuroimaging in Mood and Anxiety Disorders, NIMH

University of Cape Town

Post-Doctoral Fellow (mentor Dan Stein) 2006

Brain and Behaviour Initiative, Department of Psychiatry

Clinical Intern in Neuropsychology

Department of Neurology, Groote Schuur Hospital 2004-2005

Ph.D. Candidate (mentors Raj Ramesar and Mark Solms)

Department of Human Genetics 2002-2006

FELLOWSHIPS & DISTINCTIONS

Full Member, American College of Neuropsychopharmacology (ACNP)	2022-
Faculty of Health Sciences University of Tulsa Research Award Nominee	2019, 2020
NARSAD Young Investigator Award	2015
Associate Member, American College of Neuropsychopharmacology (ACNP)	2013-2019
Career Development Award from the NIMH	2012-2017
Awardee of the Career Development Institute for Bipolar Disorder, Univ. of Pittsburgh	2010
NARSAD Anita C. and Robert F. Mitchell Memorial Investigator	2009
Post-Doctoral Fellow, SNMAD, NIMH	2007-2009
Post-Doctoral Fellow, Brain and Behaviour Initiative, UCT	2006
University of Cape Town Research Associateship	2004
South African Medical Research Council Local Scholarship	2002-2005
Witwatersrand University Postgraduate Merit Bursary	1998-2001
Centre for Science Development Scholarship	1998
University of the Witwatersrand Postgraduate Merit Scholarship	1998
University of the Witwatersrand Council Merit Scholarship	1997

RESEARCH GRANTS

Active

Agency	Grant Number	Title	Years	Direct Costs	Effort	Role
NIMH	R01MH123652	Neural response to inflammatory challenge in major depressive disorder	2021-2026	\$2,348,454	35%	PI
NINDS	R01NS135776	The role of cytomegalovirus in the physiological and clinical effects of concussion	2023-2027	\$1,724,861	25%	MPI
NIGMS	P20GM121312	Research Core of Neuroscience-based Mental Health Assessment and	2023-2028	\$290,097	10%	MPI, Circuits and

		Prediction (NeuroMAP) Phase II.				Molecules Core
--	--	------------------------------------	--	--	--	-------------------

Principal Investigator (Previous)

Agency	Grant Number	Title	Years	Direct Costs
Hope for Depression Research Foundation	RGA # 8-015	Catecholamine depletion in affective illness: functional imaging and genetic correlates	2008-2009	\$100,000
NARSAD	YI	Amygdala Response to Masked Sad and Happy Faces in Major Depressive Disorder and their First-Degree Relatives: A Genetically- Driven Subliminal Processing Bias?	2009-2010	\$60,000
Oklahoma Center for the Advancement of Science and Technology	HR10-172	Neuroimaging Biomarkers of Major Depression	2011-2013	\$150,000
Oklahoma Tobacco Research Center	RS20091891-18	Smoking, Inflammation and Neuromorphometric Abnormalities	2012-2012	\$59,542
Oklahoma Tobacco Research Center	RS20122397-15	α 7 Nicotinic Receptor Function in Depression: The Impact of Smoking	2012-2015	\$219,413
NIMH	K01MH096077	Neuroimaging abnormalities in major depressive disorder: effect of inflammation	2012-2017	\$905,484
Janssen Pharmaceuticals	NA	Biomarkers in Mood	2013-2016	\$829,703
NARSAD	YI 23850	Impaired Adaptive Immunity in Depression: Relationship with herpesviruses and inflammation	2016-2018	\$70,000
NIGMS	P20GM121312 (sub # 6550)	Response to inflammatory challenge in major depressive disorder	2017-2020	\$815,128
NIMH	R21MH113871	Acute modulation of neural circuitry regulating immune function in depression	2018-2020	\$275,000
NIGMS	P20GM121312	Research Core of Neuroscience-based Mental Health Assessment and Prediction (NeuroMAP) – Circuits and Molecules Core PI	2021-2022	\$655,326

Co-Investigator (Previous)

Agency	Grant Number	Title	Years	Direct Costs
NIMH	R01MH098099	Inflammatory Transcripts, Genes and Positive Valence System Function in Anhedonia	2012-2016	\$1,601,159
Stanley Medical Research Foundation	10T-1401	Minocycline and Aspirin in the Treatment of Bipolar Depression	2012-2015	\$659,623
NINDS	R21NS099789	Inflammation and kynurenine metabolites in the acute sequelae of concussion	2017-2019	\$246,757
NINDS	R01NS102225	The role of neuroactive kynurenine metabolites in the chronic sequelae of concussion and contact sport exposure	2018-2022	\$1,785,448

Primary Mentor (Current or Past)

Agency	Grant Number	Title	Years	Direct Costs	Effort	Role	PI
NARSAD	YI	Immune Predictors of SARS-CoV-2 Vaccine Response in Mood and Anxiety Disorders	2022-2023	\$70,000	2.5%	Primary Mentor	Bart Ford
NIMH	K99MH126950	In vivo inflammatory challenge to elucidate the role of the toll-like receptor 4 pathway in depression	2022-2024	\$200,000	NA	Primary Mentor	Leandra Figueroa-Hall

PATENTS

U.S. patent. 10,213,444. Composition and Method for Treating Bipolar Disorder. Inventors: Wayne. C. Drevets, William. R. Yates, **Jonathan B. Savitz**, Sheldon H. Preskorn. Granted 02/26/2019.



PEER-REVIEWED PUBLICATIONS

*~18,000 citations, H-index 66 (Google Scholar)
Impact Factor for Journal in Year of Publication in Parentheses*

Listed among the top 2% of cited researchers across all fields
(<https://elsevier.digitalcommonsdata.com/datasets/btchxktzyw/6>)

FIRST/SENIOR AUTHOR PUBLICATIONS

- (1) **Savitz, J.B** and Jansen, P. (2003). The Stroop Color-Word Interference Test as an Indicator of ADHD in Poor Readers. **Journal of Genetic Psychology**. 164, 319-333. [0.4]
- (2) **Savitz, J.B** & Ramesar, R.S. (2004). Genetic Variants Implicated in Personality: A Review of the More Promising Candidates. **American Journal of Medical Genetics**. 131B, 20-32. [2.0]
- (3) **Savitz, J.**, Solms, M., Pietersen, E., Ramesar, R., Flor-Henry, P. (2004). Dissociative Identity Disorder Associated with Mania and Change in Handedness. **Cognitive and Behavioral Neurology**. 17, 233-237. [2.5]
- (4) **Savitz, J.B** & Jansen, P. (2005). Mainstream and Remedial School ADHD Boys: More Alike Than Different. **South African Journal of Psychology**. 35, 73-88. [1.2]
- (5) **Savitz, J.B.**, Solms, M., Ramesar, R.S. (2005). Neurocognitive function as an endophenotype for genetic studies of bipolar affective disorder. **NeuroMolecular Medicine**. 7, 275-286. [4.1]
- (6) **Savitz, J.**, Solms, M., Ramesar, R. (2005). Neuropsychological Deficits in Bipolar Affective Disorder: A Critical Opinion. **Bipolar Disorders**. 7, 216-235. [4.8]
- (7) **Savitz, J.**, Solms, M., Ramesar, R. (2006). The Molecular Genetics of Cognition: Dopamine, COMT, and BDNF. **Genes, Brain and Behavior**. 5, 311-328. [3.5]
- (8) **Savitz, J.**, Solms, M., Ramesar, R. (2006). Apolipoprotein E Variants and Cognition in Healthy Individuals: A Critical Opinion. **Brain Research Reviews**. 51, 125-135. [5.9]
- (9) **Savitz, J.B.** & Ramesar, R.S. (2006). Personality: Is it a viable endophenotype for genetic studies of bipolar affective disorder? **Bipolar Disorders**. 8, 322-337. [3.5]
- (10) **Savitz, J.B.**, Cupido, C.L., Ramesar, R.S. (2006). Trends in Suicidology: Personality as an Endophenotype for Molecular Genetic Investigations. **PLoS Medicine**. 3, e107. [13.8]
- (11) **Savitz J.**, van der Merwe, L., Solms, M., Ramesar, R. (2007). A Linkage and Family-Based Association Analysis of a Neurocognitive Endophenotype of Bipolar Disorder. **NeuroMolecular Medicine**. 9, 101-116. [2.5]
- (12) **Savitz J.**, Cupido, C.L., Ramesar, R. (2007). Preliminary Evidence for Linkage to Chromosome 1q31-32, 10q23.3 and 16p13.3 in a South African Cohort with Bipolar Disorder. **American Journal of Medical Genetics**. 144, 383-387. [4.2]

- (13) **Savitz J.**, van der Merwe, L., Solms, M., Ramesar, R. (2007). A Possible Cognitive Control Deficit in an Extended Afrikaner-Ancestry Pedigree with Affective Illness. **Journal of Psychiatry and Neuroscience**. 32, 116-120. [3.7]
- (14) **Savitz, J.**, van der Merwe, L., Stein, D.J., Solms, M., Ramesar, R. (2007). Genotype and childhood sexual trauma moderate neurocognitive performance: A possible role for BDNF and ApoE variants. **Biological Psychiatry**. 62, 391-399. [8.5]
- (15) **Savitz, J.**, van der Merwe, L., Solms, M., Ramesar, R. (2007). Lateralisation of Hand-Skill in Bipolar Affective Disorder. **Genes, Brain and Behavior**. 6, 698-705. [3.5]
- (16) **Savitz, J.**, van der Merwe, L., Newman, T.K., Solms, M., Stein, D.J., Ramesar, R. (2007). The Relationship Between Childhood Abuse and Dissociation. Is it influenced by catechol-o-methyltransferase (COMT) activity? **International Journal of Neuropsychopharmacology**. 11, 149-161. [4.9]
- (17) **Savitz, J.**, van der Merwe, L., Stein, D.J., Solms, M., Ramesar, R. (2008). Neuropsychological Task Performance in Bipolar Spectrum Illness: Genetics, Medication, Alcohol Abuse and Childhood Trauma. **Bipolar Disorders**. 10, 479-494. [4.0]
- (18) **Savitz J.**, van der Merwe, L., Ramesar, R. (2008). Hyperthymic, Cyclothymic and Hostile Personality Traits in Bipolar Spectrum Illness: A Family Based Study. **Journal of Psychiatric Research**. 42, 920-929. [4.7]
- (19) **Savitz J.**, van der Merwe, L., Ramesar, R. (2008). Dysthymic and Anxiety-Related Personality Traits in Bipolar Spectrum Illness. **Journal of Affective Disorders**. 109, 305-311. [3.3]
- (20) Drevets, W.C. and **Savitz, J.**, with forward by Trimble, M. (2008). The Subgenual Anterior Cingulate Cortex in Mood Disorders. **CNS Spectrums**. 13, 663-681. [2.0]
-  ISI rated in 2009-2017 as top 1% of the academic field of Psychiatry & Psychology
- (21) **Savitz J.**, van der Merwe, L., Ramesar, R. (2008). Personality Endophenotypes for Bipolar Affective Disorder: A Family-Based Genetic Association Analysis. **Genes Brain and Behavior**. 7, 869-876. [3.9]
- (22) **Savitz, J.**, van der Merwe, L., Stein D.J., Solms, M., Ramesar, R. (2009). Neuropsychological Status of Bipolar Disorder Type I: The Impact of Psychosis. **British Journal of Psychiatry**. 194, 243-251. [5.8]
- (23) **Savitz J.** and Drevets, W.C. (2009). Bipolar and Major Depressive Disorder: Neuroimaging the Developmental Degenerative Divide. **Neuroscience and Biobehavioral Reviews**. 33, 699-771. [7.8]
-  ISI rated in 2010-2015 as top 1% of the academic field of Psychiatry & Psychology
- (24) **Savitz J.** and Drevets, W.C. (2009). 5-HT_{1A} Receptor Function in Major Depressive Disorder. **Progress in Neurobiology**. 88, 17-31. [9.1]



ISI rated in 2010-2016 as top 1% of the academic field of Psychiatry & Psychology

- (25) Stein, D.J., Horn, N., Ramesar, R., **Savitz, J.** (2009). Bipolar Disorder: Emotional Dysregulation and Neuronal Vulnerability. **CNS Spectrums**. 14, 122-126. [2.2]
- (26) **Savitz J. B.** and Drevets, W.C. (2009). Imaging Endophenotypes for Major Depressive Disorder. **Neuroscience**. 164, 300-330. [3.3]
- (27) **Savitz, J.**, van der Merwe, L., Newman, T.K., Stein, D.J., Ramesar, R. (2010). Catechol-o-Methyltransferase Genotype and Childhood Trauma May Interact to Impact Schizotypal Personality Traits. **Behavior Genetics**. 40, 415-423. [3.0]
- (28) **Savitz, J.**, Nugent, A.C., Bogers, W., Liu, L., Sills, R., Luckenbaugh, D., Bain, E.E., Price, J.L., Zarate, C., Manji, H.K., Cannon, D.M., Marrett, S., Charney, D., Drevets, W.C. (2010). Amygdala Volume in Depressed Patients with Bipolar Disorder Assessed using High Resolution 3T MRI: The Impact of Medication. **NeuroImage**. 49, 2966-2976. [5.9]
- (29) **Savitz, J.B.**, Nugent, A.C., Bogers, W., Roiser, J.P., Bain, E.E., Neumeister, A., Zarate, Jr., C.A., Manji, H.K., Cannon, D.M., Marrett, S., Henn, F., Charney, D.S., Drevets, W.C. (2011). Habenula Volume in Bipolar Disorder and Major Depressive Disorder: A High Resolution MRI Study. **Biological Psychiatry**. 69, 336-343. [8.3]
- (30) **Savitz, J.**, Bonne, O., Nugent, A.C., Vythilingam, M., Bogers, W., Charney, D.S., Drevets, W.C. (2011). Habenula Volume in Post-Traumatic Stress Disorder Measured with High-Resolution MRI. **Biology of Mood and Anxiety Disorders**. 1, 7.
- (31) **Savitz, J.**, Preskorn, S.H., Teague, T.K., Drevets, D.A., Yates, W., Drevets, W.C. (2012). Minocycline and Aspirin in the Treatment of Bipolar Depression: a protocol for a proof-of-concept randomized, double-blind, placebo-controlled, 2x2, clinical trial. **BMJ Open**. 2, e000643. [1.6]
- (32) **Savitz, J.**, Nugent, A.C., Cannon, D.M., Carlson, P.J., Davis, R., Rallis-Frutos, D., Fromm, S., Herscovitch, P., Drevets, W.C. (2012). Effect of arterial cannulation stress on regional cerebral blood flow in major depressive disorder. **Scientific Reports**. 2, 308. [2.9]
- (33) **Savitz, J.** and Drevets, W.C. (2013). Neuroreceptor Imaging in Depression. **Neurobiology of Disease**. 52, 49-65. [5.2].
- (34) **Savitz, J.**, Frank, M.B, Victor, T, Bebak, M, Marino, J.H, Bellgowan, P.S, McKinney, B.A, Bodurka, J, Teague, T.K., Drevets, W.C. (2013). Inflammation and neurological disease-related genes are differentially expressed in depressed patients with mood disorders and correlate with morphometric and functional imaging abnormalities. **Brain, Behavior and Immunity**. 31, 161-171. [6.1].
- (35) **Savitz, J.**, Hodgkinson, C.A., Martin-Soelch, C., Shen, P.H., Szczepanik, J., Nugent, A., Herscovitch, P., Grace, A.A., Goldman, D., Drevets, W.C. (2013). The functional DRD3 Ser9Gly polymorphism (rs6280) is pleiotropic, affecting reward as well as movement. **PLoS ONE**. 8, e54108. [3.5].

(36) **Savitz, J.B.**, Rauch, S. L., Drevets, W.C. (2013). Clinical Application of Brain Imaging for the Diagnosis of Mood Disorders: The current state of play. **Molecular Psychiatry**. 18, 528-539. [15.1].

(37) **Savitz, J.**, Nugent, A.C., Bellgowan, P.S.F., Wright, N., Tinsley, R., Zarate, Jr., C.A., Herscovitch, P., Drevets, W.C. (2013). Catecholamine Depletion in First-Degree Relatives of Individuals with Mood Disorders: an [18F]Fluorodeoxyglucose Positron Emission Tomography Study. **NeuroImage Clinical**. 2, 341-355. [2.5].

(38) **Savitz, J.**, Hodgkinson, C.A., Martin-Soelch, C., Shen, P.H., Szczepanik, J., Nugent, A., Herscovitch, P., Grace, A.A., Goldman, D., Drevets, W.C. (2013). DRD2/ANKK1 Taq1A polymorphism (rs1800497) has opposing effects on D2/3 receptor binding in healthy controls and patients with major depressive disorder. **International Journal of Neuropsychopharmacology**. 16, 2095-2101. [5.3].

(39). **Savitz, J.B.**, Price, J.L., Drevets, W.C. (2014). Neuropathological and Neuromorphometric Abnormalities in Bipolar Disorder: View from the Medial Prefrontal Cortical Network. **Neuroscience and Biobehavioral Reviews**. 42C, 132-147. [8.8].

(40). **Savitz, J.**, Drevets, W.C., Smith, C.M., Victor, T.A., Wurfel, B.E., Bellgowan, P.S.F., Bodurka, J., Teague, T.K., Dantzer, R. (2015). Putative Neuroprotective and Neurotoxic Kynurenine Pathway Metabolites are Associated with Hippocampal and Amygdalar Volumes in Subjects with Major Depressive Disorder. **Neuropsychopharmacology**. 40, 463-471. [6.4].



ISI rated in 2016-2017 as top 1% of the academic field of Neuroscience & Behavior

(41). **Savitz, J.**, Dantzer, R., Wurfel, B.E., Victor, T.A., Ford, B.N., Bodurka, J., Bellgowan, P.S.F., Teague, T.K., Drevets, W.C. (2015). Neuroprotective kynurenine metabolite indices are abnormally reduced and positively associated with hippocampal volume in bipolar disorder. **Psychoneuroendocrinology**. 52, 200-211. [4.7].

(42). **Savitz, J.**, Drevets, W.C., Bellgowan, P.S.F., Wurfel, B.E., Ford, B.N., Victor, T.A., Teague, T.K., Dantzer, R. (2015). Reduction of kynurenic acid to quinolinic acid ratio in the remitted phase of major depressive disorder. **Brain Behavior and Immunity**. 46, 55-59. [5.9].

(43). **Savitz, J.**, Dantzer, R., Meier, T.B., Wurfel, B.E., Victor, T.A., McIntosh, S.A., Ford, B.N., Morris, H.M., Bodurka, J., Teague, T.K., Drevets, W.C. (2015). Activation of the kynurenine pathway is associated with striatal volume in major depressive disorder. **Psychoneuroendocrinology**. 62, 54-58. [4.7].

(44). Meier, T.B., Drevets, W.C., Wurfel, B.E., Ford, B.N., Morris, H.M., Victor, T.A., Bodurka, J., Teague, T.K., Dantzer, R., **Savitz, J.** (2016). Relationship between neurotoxic kynurenine metabolites and reductions in right medial prefrontal cortical thickness in major depressive disorder. **Brain Behavior and Immunity**. 53, 39-48. [6.0].

(45). Young, K.D., Drevets, W.C., Dantzer, R., Teague, T.K., Bodurka, J., **Savitz, J.** (2016). Kynurenine Pathway Metabolites are Associated with Hippocampal Activity during Autobiographical Memory Recall in Patients with Depression. **Brain Behavior and Immunity**. 56, 335-342. [6.0].

(46). Mechawar, N. and **Savitz, J.** (2016). Neuropathology of Mood Disorders: Do we see the stigmata of inflammation? **Translational Psychiatry**. 6, e946. [4.7].



ISI rated in 2017 as top 1% of the academic field of Neuroscience & Behavior

(47). Victor, T.A., Drevets, W.C., Misaki, M., Bodurka, J., **Savitz, J.** (2017). Sex Differences in Neural Responses to Subliminal Sad and Happy Faces in Healthy Individuals: Implications for Depression. **Journal of Neuroscience Research**. 95, 703-710. [2.6].

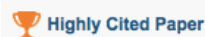
(48). Meier, M.B., Lancaster, M.A., Mayer, A.R., Teague, T.K., **Savitz, J.** (2017). Abnormalities in functional connectivity in collegiate football athletes with and without a concussion history: implications and role of neuroactive kynurenine pathway metabolites. **Journal of Neurotrauma**. 34, 824-837. [5.0].

(49). Wurfel, B.E., Drevets, W.C., Bliss, S.A., McMillin, J.R., Suzuki, H., Ford, B.N., Morris, H.M., Teague, T.K., Dantzer, R., **Savitz, J.** (2017). Serum Kynurenic Acid is Reduced in Affective Psychosis. **Translational Psychiatry**. 7, e1115. [4.7].

(50). Suzuki, H., **Savitz, J.** (*joint first authors*), Teague, T.K., Gandhapudi, S.K., Tan, C., Misaki, M., McKinney, B.A., Irwin, M.R., Drevets, W.C., Bodurka, J. (2017). Altered Populations of Natural Killer Cells, Cytotoxic T Lymphocytes, and Regulatory T Cells in Major Depressive Disorder: Association with Sleep Disturbance. **Brain, Behavior, and Immunity**. 66, 193-200. [6.3].

(51). Meier, T.B., Drevets, W.C., Teague, T.K., Wurfel, B.E., Mueller, S.C., Bodurka, J., Dantzer, R., **Savitz, J.** (2018). Kynurenic Acid is Reduced in Females and Oral Contraceptive Users: Implications for Depression. **Brain, Behavior, and Immunity**. 67, 59-64. [6.2].

(52). **Savitz J.**, Teague T.K., Misaki M., Macaluso M., Wurfel B.E., Meyer M., Drevets D., Yates W., Gleason O., Drevets W.C., Preskorn S.H. (2018). Treatment of Bipolar Depression with Minocycline and/or Aspirin: An adaptive, 2 X 2 double-blind, randomized, placebo-controlled, phase IIA clinical trial. **Translational Psychiatry**. 8, e27. [5.2].



ISI rated in 2019-2021 as top 1% of the academic field of Psychiatry & Psychology

(53). **Savitz J.** and Harrison N.A. (2018). Interoception and Inflammation in Psychiatric Disorders. **Biological Psychiatry: Cognitive Neuroscience and Neuroimaging**. 3, 514–524. [5.3].

(54). Ford, B.N., Yolken, R.H., Dickerson, F.B., Teague, T.K., Irwin, M.R., Paulus, M.P., **Savitz, J.** (2019). Reduced Immunity to Measles in Adults with Major Depressive Disorder. **Psychological Medicine**. 49, 243-249. [5.8].

(55). Ford, B.N., Yolken, R.H., Aupperle, R.L., Teague, T.K., Irwin, M.R., Paulus, M.P., **Savitz, J.** (2019). Association of Early-Life Stress with Cytomegalovirus Infection in Adults with Major Depressive Disorder. **JAMA Psychiatry**. 76, 545-547. [17.5].

(56). **Savitz, J.** (2020). The Kynurenine Pathway: A Finger in Every Pie. **Molecular Psychiatry**. 25, 131-147. [16.0].



ISI rated in 2020-2023 as top 1% of the academic field of Neuroscience & Behavior



ISI rated in 2021 as top 0.1% of the academic field of Neuroscience & Behavior

(57). Meier, T.B., Nitta, M.E., Teague, T.K., Nelson, L.D., McCrea, M.A., **Savitz, J.** (2020). Prospective study of the effects of sport-related concussion on serum kynurenine pathway metabolites. **Brain, Behavior, and Immunity**. 87, 715-724. [7.2].

(58). Ford, B.N., Teague, T.K., Bayouth, M., Yolken, R. H., Bodurka, J., Irwin, M.R., Paulus, M.P., **Savitz, J.** (2020). Diagnosis-independent loss of T-cell costimulatory molecules in individuals with cytomegalovirus infection. **Brain, Behavior, and Immunity**. 87, 795-803. [7.2].

(59). Figueroa-Hall, L., Paulus, M.P., **Savitz, J.** (2020). Toll-Like Receptor Signaling in Depression. **Psychoneuroendocrinology**. 121, 104843. [4.9].

(60). Zheng, H., Ford, B.N., Bergamino, M., Kuplicki, R., Tulsa 1000 Investigators, Hunt, P.W., Bodurka, J., Teague, T.K., Irwin, M.R., Yolken, R., Paulus, M.P., **Savitz, J.** (2021). A Hidden Menace? Cytomegalovirus Infection is Associated with Reduced Cortical Gray Matter Volume in Major Depressive Disorder. **Molecular Psychiatry**. 26, 4234-4244. [13.4].

(61). **Savitz, J.**, Ford, B.N., Yeh, W.H., Akeman, E., Cosgrove, K., Clausen, A.N., Martell, C., Kirlic, N., Santiago, J., Teague, T.K., Irwin, M.R., Paulus, M.P., Aupperle, R. L. (2022). Behavioral Activation Therapy for Depression is Associated with a Reduction in the Concentration of Circulating Quinolinic Acid. **Psychological Medicine**. 52, 2500-2509. [6.9].

(62). Meier T.B., España L.E., Nitta M.E., Teague T.K., Brett B.L., Nelson L.D., McCrea M.A., **Savitz J.** (2021). Positive association between serum quinolinic acid and functional connectivity following concussion. **Brain, Behavior, and Immunity**. 91, 531-540. [19.2].

(63). Tsuchiyagaito, A., Smith, J.L., El-Sabbagh, N., Zotev, V., Misaki, M., Al Zoubi, O., Teague, T.K., Paulus, M.P., Bodurka, J., **Savitz, J.** (2021). Real-time fMRI Neurofeedback Amygdala Training May Influence Kynurenine Pathway Metabolism in Major Depressive Disorder. **NeuroImage Clinical**. 29, 102559. [4.9].

(64). Zheng, H., Bergamino, M., Ford, B.N., Kuplicki, R., Yeh, F.C., Bodurka, J., Burrows, K., Tulsa 1000 Investigators, Hunt, P.W., Teague, T.K., Irwin, M.R., Yolken, R., Paulus, M.P., **Savitz, J.** (2021). Replicable Association between Human Cytomegalovirus Infection and Reduced White Matter Fractional Anisotropy in Major Depressive Disorder. **Neuropsychopharmacology**. 46, 928-938. [8.3].

(65). Meier, T.B. and **Savitz, J.** (2022). The kynurenine pathway in traumatic brain injury: Implications for psychiatric outcomes. **Biological Psychiatry**. 91, 449-458. [10.6].

(66). Zheng, H., Ford, B.N., Kuplicki, R., Burrows, K., Hunt, P.W., Bodurka, J., Teague, T.K., Irwin, M.R., Yolken, R., Paulus, M.P., **Savitz, J.** (2021). Association between cytomegalovirus infection,

reduced gray matter volume, and resting-state functional hypoconnectivity in major depressive disorder: a replication and extension. **Translational Psychiatry**. 11, 464. [8.0].

(67). Figueroa-Hall, L.K., Xu, B., Kuplicki, R., Ford, B., Burrows, K., Teague, T.K., Sen, S., Yeh, H.W., Irwin, M.R., **Savitz, J.**, Paulus, M.P. (*co-senior authors*). (2022). Psychiatric symptoms are not associated with circulating CRP concentrations after controlling for medical, social, and demographic factors. **Translational Psychiatry**. 12, 279. [6.8].

(68). Ford, B.N. and **Savitz, J.** (2022). Depression, Aging, and Immunity: Implications for COVID-19 Vaccine Immunogenicity. **Immunity and Ageing**. 19, 32. [7.9].

(69). Zheng, H., Teague, T.K., Yeh, F.C., Burrows, K., Figueroa-Hall, L.K., Aupperle, R.L., Khalsa, S.S., Paulus, M.P., **Savitz, J.** (2022). C-Reactive Protein and the Kynurenic Acid to Quinolinic Acid Ratio are Independently Associated with White Matter Integrity in Major Depressive Disorder. **Brain, Behavior, and Immunity**. 105, 180-189. [15.1].

(70). **Savitz, J.**, Ford, B.N., Kuplicki, R. Khalsa, S., Teague, T.K., Paulus, M.P. (2022). Acute Administration of Ibuprofen Increases Serum Concentration of the Neuroprotective Kynurenine Pathway Metabolite, Kynurenic Acid: a pilot randomized, placebo-controlled, cross-over study. **Psychopharmacology**. 239, 3919-3927 [3.4].

(71). **Savitz, J.**, Goeckner, B. D., Ford, B. N., Teague, T. K., Zheng, H., Harezlak, J., Mannix, R., Muftuler, L. T., Brett, B. L., McCrea, M. A., Meier, T. B. (2023). The effects of cytomegalovirus on brain structure following sport-related concussion. **Brain**. 146, 4262-4273. [14.5].

Highlighted in **Nature Reviews Neurology** doi: 10.1038/s41582-023-00817-y

(72). Zheng, H., Webster, M., Weickert, C., Beasley, C., Paulus, M., Yolken, R., **Savitz, J.** (2023). Cytomegalovirus antibodies are associated with mood disorders, suicide, markers of neuroinflammation, and microglia activation in postmortem brain samples. **Molecular Psychiatry**. 28, 5282-5292. [11.0].

(73). Zheng, H. and **Savitz, J.** (2024). Herpesviruses and neuropsychiatric disorders: overlooked adversaries or innocent bystanders? **Neuropsychopharmacology**. 49, 313-314. [7.6].

(74). Munshi, S., Alarbi, A., Zheng, H., Kuplicki, R., Burrows, K., Figueroa-Hall, L.K., Victor, T., Aupperle, R.L., Khalsa, S.S., Paulus M.P., Teague T.K., **Savitz J.** (2025). Increased expression of ER stress, inflammasome activation, and mitochondrial biogenesis-related genes in peripheral blood mononuclear cells in major depressive disorder. **Molecular Psychiatry**. 30, 574-586. [11.0].

(75). **Savitz, J.**, Figueroa-Hall, L.K., Ph.D., Teague, T.K., Yeh, H.W., Zheng, H., Kuplicki, R., Burrows, K., El-Sabbagh, N., Thomas, M., Ewers, I., Cha, Y.H., Guinjoan, S., Khalsa, S.S., Paulus, M.P., Irwin, M.R. (2025). Systemic Inflammation and Anhedonic Responses to an Inflammatory Challenge in Adults with Major Depressive Disorder: A Randomized Controlled Trial. **American Journal of Psychiatry**. 182. 560-568. [15.1].

Accompanying editorial by Treadway, M. (2025). Anhedonia and Inflammation: Hiding in Plain Sight. **American Journal of Psychiatry**. 182, 509-511.

(76). **Savitz, J.**, McKinney, B.A., Meier, T.B., Zheng, H., Ford, B. N., Yolken, R.H., Teague, T.K., Cole, S.W. (2025). Nuclear Factor kappa-B cell (NF-κB), Interferon Regulatory Factor, and Glucocorticoid Receptor Pathway Activation in Major Depressive Disorder: The Role of Cytomegalovirus Infection. **Brain, Behavior, and Immunity**. 23, 1052-1060. [8.8].

(77). **Savitz, J.** (2025). Depression's Double Hit: Immune Dysfunction and Viral Reactivation. **Philosophical Transactions of the Royal Society B**. 380 (1938):20240409. [5.4].

SECOND/SECOND TO LAST AUTHOR PUBLICATIONS

(1). Stein, D.J., Newman, T.K., **Savitz, J.**, Ramesar, R. (2006). Warriors versus Worriers: The Role of COMT Gene Variants. **CNS Spectrums**. 11, 745-748. [2.1]

(2) Stein, D.J., Daniels, W., **Savitz, J.**, Harvey, B.H. (2008). Brain-Derived Neurotrophic Factor: The Neurotrophin Hypothesis of Psychopathology. **CNS Spectrums**. 13, 945-949. [2.0]

(3). Misaki, M., **Savitz, J.**, Zotev, V., Phillips, R., Yuan, H., Young, K.D., Drevets, W.C., Bodurka, J. (2015). Contrast Enhancement by Combining T1- and T2-weighted Structural Brain MR Images. **Magnetic Resonance in Medicine**. 74, 1609-1620. [3.8].

(4). Singh, R., **Savitz, J.**, Teague, T.K., Polanski, D.W., Mayer, A.R., Bellgowan, P.S.F., Meier, T.B. (2016). Mood symptoms correlate with kynurenine pathway metabolites following sports-related concussion. **Journal of Neurology, Neurosurgery, and Psychiatry**. 87, 670-675. [7.3].

(5). Meier T.B., **Savitz J.**, Singh R., Teague T.K., Bellgowan P.S.F. (2016). Smaller Dentate Gyrus and CA 2 & 3 volumes are associated with kynurenine metabolites in collegiate football athletes. **Journal of Neurotrauma**. 33, 1349-57. [5.2].

(6). Le, T.T., Simmons, W.K., Misaki, M., Bodurka, J., White, B.C., **Savitz, J.**, McKinney, B.A. (2017). Differential privacy-based evaporative cooling feature selection and classification with relief-F and random forests. **Bioinformatics**. 15, 2906-2913. [5.5].

(7). Cho, H.J., **Savitz, J.**, Dantzer, R., Teague, T.K., Drevets, W.C., Irwin, M.R. (2017). Sleep Disturbance and Kynurenine Metabolism in Depression. **Journal of Psychosomatic Research**. 99, 1-7. [3.0].

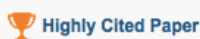
(8). Le, T.T., **Savitz, J.**, Suzuki, H., Misaki, M., Teague, T.K., White, B.C., Marino, J.H., Wiley, G., Gaffney, P.M., Drevets, W.C., McKinney, B.A., Bodurka, J. (2018). Identification and replication of RNA-Seq gene network modules associated with depression severity. **Translational Psychiatry**. 8, 180. [5.2].

- (9). Nitta, M.E., **Savitz, J.**, Nelson, L.D., Teague, T.K., Hoelzle, J.B., McCrea, M.A., Meier, T.B. (2019). Acute elevation of serum inflammatory markers predicts symptom recovery after concussion. **Neurology**. 93, e497-e507 [8.8].
- (10). Brett, B., **Savitz, J.**, Nitta, M., Espana, L., Teague, T.K., Nelson, L.D., McCrea, M., Meier, T.B. (2020). Systemic inflammation moderates the association of prior concussion with hippocampal volume and episodic memory in high school and collegiate athletes. **Brain, Behavior, and Immunity**. 89, 380-388. [7.2].
- (11). Bartoli, F., Misiak, B., Callovini, T., Cavaleri, D., Cioni, R.M., Crocamo, C., **Savitz, J.**, Carra, G. (2021). The kynurenine pathway in bipolar disorder: a meta-analysis on the peripheral blood levels of tryptophan and related metabolites. **Molecular Psychiatry**. 26, 3419-3429. [13.4].
- (12). Thomas M., **Savitz, J.**, Zhang, Y., Burrows, K., Smith, R., Figueroa-Hall, L., Kuplicki, R., Tulsa 1000 Investigators, Khalsa, S.S., Taki, Y., Teague, T.K., Irwin, M.R., Yeh, F.C., Paulus, M.P., Zheng, H. (2021). Elevated systemic inflammation is associated with reduced corticolimbic white matter integrity in depression. **Life**. 12, 43. [3.3].
- (13). Li, Y., Kresock, E., Kuplicki, R., **Savitz, J.**, McKinney, B.A. (2022). Differential expression of MDGA1 in major depressive disorder. **Brain, Behavior, and Immunity – Health**. 26, 100534.
- (14). Bartoli, F., Cioni, R.M., Cavaleri, D., Callovini, T., Crocamo, C., Misiak, B., **Savitz, J.B.**, Carra, G. (2023). The association of kynurenine pathway metabolites with symptom severity and clinical features of bipolar disorder: An overview. **European Psychiatry**. 65, e82. [7.8].
- (15). Zhang Y., Munshi S., Burrows K., Kuplicki R., Figueroa-Hall L.K., Aupperle R.L., Khalsa S.S., Teague T.K., Yasuyuki T., Paulus M.P., **Savitz J.**, Zheng H. (2024). Leptin's Inverse Association with Brain Morphology and Depressive Symptoms - A Discovery and Confirmatory Study Across Two Independent Samples. **Biological Psychiatry: Cognitive Neuroscience and Neuroimaging**. 9, 714-725. [5.9].
- (16). Meier, T.B., **Savitz, J.**, España, L.Y., Goeckner, B.D., Teague, T.K., van der Horn, H.J., Muftuler, L.T., Mayer, A.R., Brett, B.L. (2025). Association of concussion history with psychiatric symptoms, limbic system structure, and kynurenine pathway metabolites in healthy, collegiate-aged athletes. **Brain, Behavior and Immunity**. 123, 619-630. [8.8].
- (17). Misaki M, Young KD, Tsuchiyagaito A, **Savitz J**, Guinjoan SM. (2025). Clinical Response to Neurofeedback in Major Depression Relates to Subtypes of Whole-Brain Activation Patterns During Training. **Molecular Psychiatry**. 30, 2707-2717. [9.6].
- (18). Li Y.J., Kuplicki R., Ford B.N., Kresock E., Figueroa-Hall L., **Savitz J.**, McKinney B.A. (2025). Gene Age Gap Estimate (GAGE) for major depressive disorder: a penalized biological age model using gene expression. **Neurobiology of Aging**. 151, 13-21. [3.7].
-

OTHER PEER-REVIEWED PUBLICATIONS

(1) Cannon, D.M., Klaver, J.K., Gandhi, S.K., Solorio, G., Peck, S.A., Erickson, K., **Savitz, J.**, Akula, N., Eckelman, W.C., Furey, M.L., Sahakian, B.J., McMahon, F.J., Drevets, W.C. (2011). Genetic variation in cholinergic muscarinic 2 receptor gene modulates M2 receptor binding in vivo and accounts for reduced binding in bipolar disorder. **Molecular Psychiatry**. 16, 407-418. [13.7]

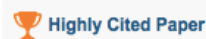
(2) Stein, J., Medland, S.E., Vasquez, A.A., Hibar, D.P., Senstad, R.E., Winkler, A.M., Toro, R., Appel, K., Bartecek, R., Bergmann, O., Bernard, M., Brown, A.A., Cannon, D.M., Chakravarty, M., Christoforou, A., Domin, M., Grimm, O., Hollinshead, M., Holmes, A.J., Homuth, G., Hottenga, J.J., Langan, C., Lopez, L.M., Hansell, N.K., Hwang, K.S., Kim, S., Laje, G., Lee, P.H., Liu, X., Loth, E., Lourdasamy, A., Maniega, S.M., Mattingsdal, M., Mohnke, S., Nho, K., Nugent, A.C., o'Brien, C., Pappmeyer, M., Pütz, B., Ramasamy, A., Rasmussen, J., Rijkema, M., Risacher, S.L., Roddey, J.C., Rose, E.J., Ryten, M., Shen, L., Sprooten, E., Strengman, E., Teumer, A., Trabzuni, D., Turner, J., van Eijk, K., van Erp, T.G.M., van Tol, M.J., Wittfeld, K., Wolf, C., Woudstra, S., Aleman, A., Alhusaini, S., Almasy, L., Binder, E.B., Brohawn, D.G., Cantor, R.M., Carless, M.A., Corvin, A., Czisch, M., Curran, J.E., Davies, G., de Almeida, M.A.A., Delanty, N., Depondt, C., Duggirala, R., Dyer, T.D., Erk, S., Fagerness, J., Fox, P.T., Freimer, N.B., Gill, M., Göring, H.H.H., Hagler, D.J., Hoehn, D., Holsboer, F., Hoogman, M., Hosten, N., Jahanshad, N., Johnson, M.P., Kasperaviciute, D., Kent Jr., J.W., Kochunov, P., Lancaster, J.L., Lawrie, S.M., Liewald, D.C., Mandl, R., Matarin, M., Mattheisen, M., Meisenzahl, E., Mellel, I., Moses, E.K., Mühleisen, T.W., Nauck, M., Nöthen, M.M., Olvera, R.L., Pandolfo, M., Pike, G.B., Puls, R., Reinvang, I., Rentería, M.E., Rietschel, M., Roffman, J.L., Royle, N.A., Rujescu, D., **Savitz, J.**, Schnack, H.G., Schnell, K., Seiferth, N., Smith, C., Steen, V.M., Valdés Hernández, M.C., Van den Heuvel, M., van der Wee, N.J., Van Haren, N.E.M., Veltman, J.A., Völzke, H., Walker, R., Westlye, L.R., Whelan, C.D., Agartz, I., Boomsma, D.I., Cavalleri, G.I., Dale, A.M., Djurovic, S., Drevets, W.C., Hagoort, P., Hall, J., Heinz, A., Jack Jr, C.R., Foroud, T.M., le Hellard, S., Macciardi, F., Montgomery, G.W., Poline, J.B., Porteous, D.J., Sisodiya, S.M., Starr, J.M., Sussmann, J., Toga, A.L., Veltman, D.J., Walter, H., Weiner, M.W., the Alzheimer's disease neuroimaging Initiative (AdNI), ePIgen consortium, ImAgen consortium, Saguenay Youth study group (sYs) Bis, J.C., Ikram, M.A., Smith, A.V., Gudnason, V., Tzourio, C., Vernooij, M.W., Launer, L.J., Decarli, C., Seshadri, S., for the CHARGE consortium, Andreassen, O.A., Apostolova, L.G., Bastin, M.E., Blangero, J., Brunner, H.G., Buckner, R.L., Cichon, S., Coppola, G., de Zubicaray, G.I., Deary, I.J., Donohoe, G., de Geus, E.J.C., Espeseth, T., Fernández, G., Glahn, D.C., Grabe, H.J., Hardy, J., Pol, H.E.A., Jenkinson, M., Kahn, R.S., McDonald, C., McIntosh, A.M., McMahon, F.J., McMahon, K.L., Meyer-Lindenberg, A., Morris, D.W., Müller-Myhsok, B., Nichols, T.E., Ophoff, R.A., Paus, T., Pausova, Z., Penninx, B.W., Potkin, S.G., Sämann, P.G., Saykin, A.J., Schumann, G., Smoller, J.W., Wardlaw, J.M., Weale, M.E., Martin, N.G., Franke, B., Wright, M.J., Thompson, P.M., for the enhancing neuro Imaging genetics through meta-Analysis (ENIGMA) consortium. (2012). Identification of common variants associated with human hippocampal and intracranial volumes. **Nature Genetics**. 44, 552-561. [35.2].



ISI rated in 2012-2021 as top 1% of the academic field of Molecular Biology/Genetics

(3) Pandey, A., Davis, N.A., White, B.C., Pajewski, N.M., **Savitz, J.**, Drevets, W.C., McKinney, B.A. (2012). Epistasis network centrality analysis yields pathway replication across two GWAS cohorts for bipolar disorder. **Translational Psychiatry**. 2, e154. [4.4].

(4) Thompson PM, Stein JL, Medland SE, Hibar DP, Vasquez AA, Renteria ME, Toro R, Jahanshad N, Schumann G, Franke B, Wright MJ, Martin NG, Agartz I, Alda M, Alhusaini S, Almasy L, Almeida J, Alpert K, Andreasen NC, Andreassen OA, Apostolova LG, Appel K, Armstrong NJ, Aribisala B, Bastin ME, Bauer M, Bearden CE, Bergmann O, Binder EB, Blangero J, Bockholt HJ, Bøen E, Bois C, Boomsma DI, Booth T, Bowman IJ, Bralten J, Brouwer RM, Brunner HG, Brohawn DG, Buckner RL, Buitelaar J, Bulayeva K, Bustillo JR, Calhoun VD, Cannon DM, Cantor RM, Carless MA, Caseras X, Cavalleri GL, Chakravarty MM, Chang KD, Ching CR, Christoforou A, Cichon S, Clark VP, Conrod P, Coppola G, Crespo-Facorro B, Curran JE, Czisch M, Deary IJ, de Geus EJ, den Braber A, Delvecchio G, Depondt C, de Haan L, de Zubicaray GI, Dima D, Dimitrova R, Djurovic S, Dong H, Donohoe G, Duggirala R, Dyer TD, Ehrlich S, Ekman CJ, Elvsåshagen T, Emsell L, Erk S, Espeseth T, Fagerness J, Fears S, Fedko I, Fernández G, Fisher SE, Foroud T, Fox PT, Francks C, Frangou S, Frey EM, Frodl T, Frouin V, Garavan H, Giddaluru S, Glahn DC, Godlewska B, Goldstein RZ, Gollub RL, Grabe HJ, Grimm O, Gruber O, Guadalupe T, Gur RE, Gur RC, Göring HH, Hagenaars S, Hajek T, Hall GB, Hall J, Hardy J, Hartman CA, Hass J, Hatton SN, Haukvik UK, Hegenscheid K, Heinz A, Hickie IB, Ho BC, Hoehn D, Hoekstra PJ, Hollinshead M, Holmes AJ, Homuth G, Hoogman M, Hong LE, Hosten N, Hottenga JJ, Hulshoff Pol HE, Hwang KS, Jack CR Jr, Jenkinson M, Johnston C, Jönsson EG, Kahn RS, Kasperaviciute D, Kelly S, Kim S, Kochunov P, Koenders L, Krämer B, Kwok JB, Lagopoulos J, Laje G, Landen M, Landman BA, Lauriello J, Lawrie SM, Lee PH, Le Hellard S, Lemaître H, Leonardo CD, Li CS, Liberg B, Liewald DC, Liu X, Lopez LM, Loth E, Lourdasamy A, Luciano M, Macciardi F, Machielsen MW, Macqueen GM, Malt UF, Mandl R, Manoach DS, Martinot JL, Matarin M, Mather KA, Mattheisen M, Mattingsdal M, Meyer-Lindenberg A, McDonald C, McIntosh AM, McMahon FJ, McMahon KL, Meisenzahl E, Melle I, Milaneschi Y, Mohnke S, Montgomery GW, Morris DW, Moses EK, Mueller BA, Muñoz Maniega S, Mühleisen TW, Müller-Myhsok B, Mwangi B, Nauck M, Nho K, Nichols TE, Nilsson LG, Nugent AC, Nyberg L, Olvera RL, Oosterlaan J, Ophoff RA, Pandolfo M, Papalampropoulou-Tsiridou M, Pappmeyer M, Paus T, Pausova Z, Pearlson GD, Penninx BW, Peterson CP, Pfennig A, Phillips M, Pike GB, Poline JB, Potkin SG, Pütz B, Ramasamy A, Rasmussen J, Rietschel M, Rijpkema M, Risacher SL, Roffman JL, Roiz-Santiañez R, Romanczuk-Seiferth N, Rose EJ, Royle NA, Rujescu D, Ryten M, Sachdev PS, Salami A, Satterthwaite TD, **Savitz J**, Saykin AJ, Scanlon C, Schmaal L, Schnack HG, Schork AJ, Schulz SC, Schür R, Seidman L, Shen L, Shoemaker JM, Simmons A, Sisodiya SM, Smith C, Smoller JW, Soares JC, Sponheim SR, Sprooten E, Starr JM, Steen VM, Strakowski S, Strike L, Sussmann J, Sämann PG, Teumer A, Toga AW, Tordesillas-Gutierrez D, Trabzuni D, Trost S, Turner J, Van den Heuvel M, van der Wee NJ, van Eijk K, van Erp TG, van Haren NE, van 't Ent D, van Tol MJ, Valdés Hernández MC, Veltman DJ, Versace A, Völzke H, Walker R, Walter H, Wang L, Wardlaw JM, Weale ME, Weiner MW, Wen W, Westlye LT, Whalley HC, Whelan CD, White T, Winkler AM, Wittfeld K, Woldehawariat G, Wolf C, Zilles D, Zwierns MP, Thalamuthu A, Schofield PR, Freimer NB, Lawrence NS, Drevets W; the Alzheimer's Disease Neuroimaging Initiative, EPIGEN Consortium, IMAGEN Consortium, Saguenay Youth Study (SYS) Group. (2014). The ENIGMA Consortium: large-scale collaborative analyses of neuroimaging and genetic data. **Brain Imaging and Behavior**. 8, 153-182. [4.6].



ISI rated in 2014-2021 as top 1% of the academic field of Neuroscience & Behavior

(5). Singh, R., Meier, T.B., Kuplicki, R., **Savitz, J.**, Mukai, I., Cavanagh, L., Allen, T., Teague, T.K., Nerio, C., Polanski, D., Bellgowan, PSF. (2014). Correlation of collegiate football experience and concussion with hippocampal volume and reaction time. **JAMA: The Journal of the American Medical Association**. 311, 1883-1888. [35.2].

(6). He, H., Yu, Q., Du, Y., Vergara, V., Victor, T.A., Drevets, W.C., **Savitz J.B.**, Jiang, T., Sui, J., Calhoun, V.D. (2016). Resting-State Functional Network Connectivity in Prefrontal Regions Differs Between Unmedicated Patients with Bipolar and Major Depressive Disorder. **Journal of Affective Disorders**. 190, 483-493. [3.4].

(7). Misaki, M., Suzuki, H., **Savitz, J.**, Drevets, W., Bodurka, J. (2016). Individual Variations in Nucleus Accumbens Responses Associated with Major Depressive Disorder Symptoms. **Scientific Reports**. 6, 21227. [4.3].

(8). Hibar, D., Westlye, L.T., Doan, N.T., Jahanshad, N., Cheung, J., Ching, C., Versace, A., Bilderbeck, A., Uhlmann, A., Mwangi, B., Krämer, B., Overs, B., Hartberg, C., Abe, C., Dima, D., Grotegerd, D., Sprooten, E., Bøen, E., Jiménez, E., Howells, F., Del Vecchio, D., Temmingh, H., Starke, J., Almeida, J., Goikolea, J.M., Houenou, J., Beard, L., Rauer, L., Abramovic, L., Bonnin, C., Ponteduro, M., Keil, M., Rive, M., Yao, N., Yalin, N., Najt, P., Rosa, P., Redlich, R., Trost, S., Hagenaars, S., Fears, S., Alonso-Lana, S., van Erp, T., Nickson, T., Chaim-Avincini, T., Meier, T., Elvsåshagen, T., Haukvik, U., Lee, W., Schene, A., Lloyd, A., Young, A., Nugent, A., Dale, A., Pfennig, A., Mcintosh, A., Lafer, B., Baune, B., Ekman, C., Zarate, C., Bearden, B., Henry, C., Simhandl, C., McDonald, C., Bourne, C., Stein, D., Wolf, D., Cannon, D.M., Glahn, D., Veltman, D., Pomarol-Clotet, E., Vieta, E., Canales-Rodríguez, E., Nery, F., Duran, F., Busatto, G., Roberts, G., Pearlson, G., Goodwin, G.M., Kugel, H., Whalley, H., Ruhe, H., Soares, J., Fullerton, J., Rybakowski, J., **Savitz, J.**, Chaim, K., Fatjó-Vilas, M., Soeiro-de-Souza, M., Boks, M., Zanetti, M., Otaduy, M., Schaufelberger, M., Alda, M., Ingvar, M., Phillips, M., Kempton, M., Bauer, M., Landén, M., Lawrence, L., van Haren, N., Horn, N., Freimer, N., Gruber, O., Schofield, P., Mitchell, P., Kahn, R.S., Lenroot, R., Machado-Vieira, R., Ophoff, R., Sarró, S., Frangou, S., Satterthwaite, T., Hajek, T., Dannlowski, U., Malt, U.F., Arolt, V., Gattaz, W., Drevets, W., Caseras, X., Agartz, I., Thompson, P. (2018). Cortical abnormalities in bipolar disorder: An MRI analysis of 6,503 individuals from the ENIGMA-Bipolar Disorder Working Group. **Molecular Psychiatry**. 23, 932-942. [12.0].



Highly Cited Paper

ISI rated in 2018-2021 as top 1% of the academic field of Neuroscience & Behavior

(9). He, H., Sui, J., Du, Y., Yu, Q., Dongdong, L., Drevets, W.C., **Savitz, J.B.**, Yang, J., Victor, T.A., Calhoun, V.D. (2017). Co-altered Functional Networks and Brain Structure in Unmedicated Patients with Bipolar and Major Depressive Disorders. **Brain Structure and Function**. 222, 4051-4064. [4.2].

(10). Victor, T.A., Khalsa, S.S., Simmons, W.K., Feinstein, J.S., **Savitz, J.**, Aupperle, R.L., Yeh, H., Bodurka, J., Paulus, M.P. (2018). The Tulsa 1000: A naturalistic study protocol for multi-level assessment and outcome prediction in a large psychiatric sample. **BMJ Open**. 8, e016620. [2.4].

(11). First, M.B., Drevets, W.C., Carter, C., Dickstein, D.P., Kasoff, L., Kim K.L., McConathy, J., Rauch, S., Saad, Z., **Savitz, J.**, Seymour K.E., Sheline, Y.I., Zubieta, J.K. (2018). Clinical Applications of Neuroimaging in Psychiatric Disorders. **American Journal of Psychiatry**. 175, 915-916. [13.7].

(12). Meier, T.B., Huber, D., Bohorquez-Montoya, L., Nitta, M., **Savitz, J.**, Teague, T.K., Bazarrian, J., Hayes, R., Nelson, L.D., McCrea, M. (2020). A prospective study of acute blood-based biomarkers for sport-related concussion. **Annals of Neurology**. 87, 907-920. [10.4].

- (13). DeVille D.C., Kuplicki R., Stewart J.L.; Tulsa 1000 Investigators, Aupperle R.L., Bodurka J., Cha Y.H., Feinstein J., **Savitz J.B.**, Victor T.A., Paulus M.P., Khalsa S.S. (2020). Diminished responses to bodily threat and blunted interoception in suicide attempters. **eLife**. e51593. [8.1].
- (14). Stewart, J. L., White, E. J., Kuplicki, R., Akeman, E., Bodurka, J., Cha, Y. H., Feinstein, J. S., Khalsa, S. S., **Savitz, J.**, Victor, T. A., Paulus, M. P., Aupperle, R. L. (2020). Women with major depressive Disorder, irrespective of comorbid anxiety disorders, show blunted bilateral frontal responses during win and loss anticipation. **Journal of Affective Disorders**, 273, 157-166. [4.8].
- (15). Han LKM, Dinga R, Hahn T, Ching CRK, Eyler LT, Aftanas L, Aghajani M, Aleman A, Baune BT, Berger K, Brak I, Filho GB, Carballedo A, Connolly CG, Couvy-Duchesne B, Cullen KR, Dannlowski U, Davey CG, Dima D, Duran FLS, Enneking V, Filimonova E, Frenzel S, Frodl T, Fu CHY, Godlewska BR, Gotlib IH, Grabe HJ, Groenewold NA, Grotegerd D, Gruber O, Hall GB, Harrison BJ, Hatton SN, Hermesdorf M, Hickie IB, Ho TC, Hosten N, Jansen A, Kähler C, Kircher T, Klimes-Dougan B, Krämer B, Krug A, Lagopoulos J, Leenings R, MacMaster FP, MacQueen G, McIntosh A, McLellan Q, McMahon KL, Medland SE, Mueller BA, Mwangi B, Osipov E, Portella MJ, Pozzi E, Reneman L, Repple J, Rosa PGP, Sacchet MD, Sämann PG, Schnell K, Schranke A, Simulionyte E, Soares JC, Sommer J, Stein DJ, Steinsträter O, Strike LT, Thomopoulos SI, van Tol MJ, Veer IM, Vermeiren RRJM, Walter H, van der Wee NJA, van der Werff SJA, Whalley H, Winter NR, Wittfeld K, Wright MJ, Wu MJ, Völzke H, Yang TT, Zannias V, de Zubicaray GI, Zunta-Soares GB, Abé C, Alda M, Andreassen OA, Bøen E, Bonnin CM, Canales-Rodriguez EJ, Cannon D, Caseras X, Chaim-Avancini TM, Elvsåshagen T, Favre P, Foley SF, Fullerton JM, Goikolea JM, Haarman BCM, Hajek T, Henry C, Houenou J, Howells FM, Ingvar M, Kuplicki R, Lafer B, Landén M, Machado-Vieira R, Malt UF, McDonald C, Mitchell PB, Nabulsi L, Otaduy MCG, Overs BJ, Polosan M, Pomarol-Clotet E, Radua J, Rive MM, Roberts G, Ruhe HG, Salvador R, Sarró S, Satterthwaite TD, **Savitz J.**, Schene AH, Schofield PR, Serpa MH, Sim K, Soeiro-de-Souza MG, Sutherland AN, Temmingh HS, Timmons GM, Uhlmann A, Vieta E, Wolf DH, Zanetti MV, Jahanshad N, Thompson PM, Veltman DJ, Penninx BWJH, Marquand AF, Cole JH, Schmaal L. (2020). Brain Aging in Major Depressive Disorder: Results From the ENIGMA Major Depressive Disorder Working Group. **Molecular Psychiatry**. 26, 5124-5139. [16.0].
- (16). Brett, B.L., Meier, T.B., **Savitz, J.**, Guskiewicz, K., McCrea, M.A. (2021). Sleep quality mediates the association between concussion history and depressive symptoms in former collegiate American football players. **Journal of Head Trauma Rehabilitation**. 36, E284-E288. [3.1].
- (17). Burrows, K., Stewart, J.L., Kuplicki, R., Figueroa-Hall, L., Spechler, P.A., Zheng, H., Tulsa 1000 Investigators, **Savitz, J.B.**, Teague, T.K., Paulus, M.P. (2021). Elevated peripheral inflammation is associated with attenuated striatal reward anticipation in major depressive disorder. **Brain, Behavior, and Immunity**. 93, 214-225. [19.2].
- (18). May, A. C., Burrows, K., Figueroa-Hall, L. K., Kirlic, N., White, E. J., Smith, R., Ekhtiari, H., Paulus, M. P., **Savitz, J.**, Stewart, J. L., Tulsa 1000 Investigators (2021). Sex differences in circulating inflammatory mediators as a function of substance use disorder. **Drug and Alcohol Dependence**. 221, 108610. [4.9].
- (19). McWhinney S.R., Abé C., Alda M., Benedetti F., Bøen E., Del Mar Bonnin C., Borgers T., Brosch K., Canales-Rodríguez E.J., Cannon D.M., Dannlowski U., Díaz-Zuluaga A.M., Elvsåshagen T., Eyler

L.T., Fullerton J.M., Goikolea J.M., Goltermann J., Grotegerd D., Haarman B.C.M., Hahn T., Howells F.M., Ingvar M., Kircher T.T.J., Krug A., Kuplicki R.T., Landén M., Lemke H., Liberg B., Lopez-Jaramillo C., Malt U.F., Martyn F.M., Mazza E., McDonald C., McPhilemy G., Meier S., Meinert S., Meller T., Melloni E.M.T., Mitchell P.B., Nabulsi L., Nenadic I., Opel N., Ophoff R.A., Overs B.J., Pfarr J.K., Pineda-Zapata J.A., Pomarol-Clotet E., Raduà J., Repple J., Richter M., Ringwald K.G., Roberts G., Salvador R., **Savitz J.**, Schmitt S., Schofield P.R., Sim K., Stein D.J., Stein F., Temmingh H.S., Thiel K., van Haren N.E.M., Gestel H.V., Vargas C., Vieta E., Vreeker A., Waltemate L., Yatham L.N., Ching C.R.K., Andreassen O., Thompson P.M., Hajek T., ENIGMA Bipolar Disorders Working Group. (2021). Association between body mass index and subcortical brain volumes in bipolar disorders-ENIGMA study in 2735 individuals. **Molecular Psychiatry**. 26, 6806-6819. [13.4].

(20). Cosgrove, K.T., Kuplicki, R., **Savitz, J.**, Burrows, K., Simmons, W.K., Khalsa, S.S., Teague, T.K., Aupperle, R.L., Paulus, M.P. (2021). Impact of ibuprofen and peroxisome proliferator-activated receptor gamma on emotion-related neural activation: A randomized, placebo-controlled trial. **Brain, Behavior, and Immunity**. 96, 135-142. [19.2].

(21). Meier T., Guedes V.A., Smith E.G., Sass D., Mithani S., Vorn R., **Savitz J.**, T. Teague T.K., McCrea M.A., Gill J.M. (2022). Extracellular vesicle-associated cytokines in sport-related concussion. **Brain Behavior and Immunity**. 100, 83-87. [15.1].

(22). McWhinney SR, Abé C, Alda M, Benedetti F, Bøen E, Del Mar Bonnin C, Borgers T, Brosch K, Canales-Rodríguez EJ, Cannon DM, Dannlowski U, Diaz-Zuluaga AM, Dietze L, Elvsåshagen T, Eyler LT, Fullerton JM, Goikolea JM, Goltermann J, Grotegerd D, Haarman BCM, Hahn T, Howells FM, Ingvar M, Kircher TTJ, Krug A, Kuplicki RT, Landén M, Lemke H, Liberg B, Lopez-Jaramillo C, Malt UF, Martyn FM, Mazza E, McDonald C, McPhilemy G, Meier S, Meinert S, Meller T, Melloni EMT, Mitchell PB, Nabulsi L, Nenadic I, Opel N, Ophoff RA, Overs BJ, Pfarr JK, Pineda-Zapata JA, Pomarol-Clotet E, Raduà J, Repple J, Richter M, Ringwald KG, Roberts G, Ross A, Salvador R, **Savitz J**, Schmitt S, Schofield PR, Sim K, Stein DJ, Stein F, Temmingh HS, Thiel K, Thomopoulos SI, van Haren NEM, Van Gestel H, Vargas C, Vieta E, Vreeker A, Waltemate L, Yatham LN, Ching CRK, Andreassen O, Thompson PM, Hajek T; ENIGMA Bipolar Disorders Working Group. (2022). Diagnosis of bipolar disorders and body mass index predict clustering based on similarities in cortical thickness - ENIGMA study in 2 436 individuals. **Bipolar Disorders**. 24, 509-520. [5.4].

(23). Al Zoubi O., Mayeli A., Misaki M., Tsuchiyagaito A., Zotev V., Aupperle R., Feinstein J., Khalsa S., Kuplicki R., **Savitz J.**, Stewart J., Victor T.A., Refai H., Paulus M.P., Bodurka J.A. (2022). Canonical EEG Microstates Transitions Reflect Switching Among BOLD Resting State Networks and Predict fMRI Signal. **Journal of Neural Engineering**. 18, 066051. [5.0].

(24). Burrows K., Figueroa-Hall L.K., Kuplicki R., Stewart J.L., Alarbi A.M., Ramesh R., **Savitz J.B.**, Teague T.K., Risbrough V.B., Paulus M.P. (2022). Neuronally-enriched exosomal microRNA-27b mediates acute effects of ibuprofen on reward-related brain activity in healthy adults: a randomized, placebo-controlled, double-blind trial. **Scientific Reports**. 12, 1. [4.6].

(25). Haukvik UK, Gurholt TP, Nerland S, Elvsåshagen T, Akudjedu TN, Alda M, Alnaes D, Alonso-Lana S, Bauer J, Baune BT, Benedetti F, Berk M, Bettella F, Bøen E, Bonnín CM, Brambilla P, Canales-Rodríguez EJ, Cannon DM, Caseras X, Dandash O, Dannlowski U, Delvecchio G, Díaz-Zuluaga AM, van Erp TGM, Fatjó-Vilas M, Foley SF, Förster K, Fullerton JM, Goikolea JM, Grotegerd D, Gruber O, Haarman BCM, Haatveit B, Hajek T, Hallahan B, Harris M, Hawkins EL, Howells FM,

Hülsmann C, Jahanshad N, Jørgensen KN, Kircher T, Krämer B, Krug A, Kuplicki R, Lagerberg TV, Lancaster TM, Lenroot RK, Lonning V, López-Jaramillo C, Malt UF, McDonald C, McIntosh AM, McPhilemy G, van der Meer D, Melle I, Melloni EMT, Mitchell PB, Nabulsi L, Nenadić I, Oertel V, Oldani L, Opel N, Otaduy MCG, Overs BJ, Pineda-Zapata JA, Pomarol-Clotet E, Radua J, Rauer L, Redlich R, Repple J, Rive MM, Roberts G, Ruhe HG, Salminen LE, Salvador R, Sarró S, **Savitz J**, Schene AH, Sim K, Soeiro-de-Souza MG, Stäblein M, Stein DJ, Stein F, Tamnes CK, Temmingh HS, Thomopoulos SI, Veltman DJ, Vieta E, Waltemate L, Westlye LT, Whalley HC, Sämann PG, Thompson PM, Ching CRK, Andreassen OA, Agartz I; ENIGMA Bipolar Disorder Working Group. (2022). In vivo hippocampal subfield volumes in bipolar disorder-A mega-analysis from The Enhancing Neuro Imaging Genetics through Meta-Analysis Bipolar Disorder Working Group. **Human Brain Mapping**. 43, 385-398. [4.8].

(26). Burrows K., Figueroa-Hall L.K, Alarbi A.M., Stewart J.L., Kuplicki R., Tan C., Hannafon B.N., Ramesh R., **Savitz J.**, Khalsa S., Teague T.K., Risbrough, V.B., Paulus, M.P. (2022). Association between inflammation, reward processing, and ibuprofen-induced increases of miR-23b in astrocyte-enriched extracellular vesicles: A randomized, placebo-controlled, double-blind, exploratory trial in healthy individuals. **Brain, Behavior, and Immunity - Health**. 27, 100582.

(27). Fu C.H.Y, Erus G, Fan Y, Antoniadis M, Arnone D, Arnott S, Chen T, Choi KS, Fatt CC, Frey BN, Frokjaer VG, Ganz M, Garcia J, Godlewska BR, Hassel S, Ho K, McIntosh AM, Qin K, Rotzinger S, Sacchet MD, **Savitz J**, Shou H, Singh A, Stolicyn A, Strigo I, Strother SC, Tosun D, Victor TA, Wei D, Wise T, Woodham RD, Zahn R, Anderson IM, Deakin JW, Dunlop BW, Elliott R, Gong Q, Gotlib IH, Harmer CJ, Kennedy SH, Knudsen GM, Mayberg HS, Paulus MP, Qiu J, Trivedi MH, Whalley HC, Yan C, Young AH, Davatzikos C. (2023). AI-based dimensional neuroimaging system for characterizing heterogeneity in brain structure and function in major depressive disorder: COORDINATE-MDD consortium design and rationale. **BMC Psychiatry**. 23, 59. [4.4].

(28). McWhinney SR, Abé C, Alda M, Benedetti F, Bøen E, Del Mar Bonnin C, Borgers T, Brosch K, Canales-Rodríguez EJ, Cannon DM, Dannlowski U, Diaz-Zuluaga AM, Dietze LMF, Elvsåshagen T, Eyler LT, Fullerton JM, Goikolea JM, Goltermann J, Grotegerd D, Haarman BCM, Hahn T, Howells FM, Ingvar M, Jahanshad N, Kircher TTJ, Krug A, Kuplicki RT, Landén M, Lemke H, Liberg B, Lopez-Jaramillo C, Malt UF, Martyn FM, Mazza E, McDonald C, McPhilemy G, Meier S, Meinert S, Meller T, Melloni EMT, Mitchell PB, Nabulsi L, Nenadic I, Opel N, Ophoff RA, Overs BJ, Pfarr JK, Pineda-Zapata JA, Pomarol-Clotet E, Radua J, Repple J, Richter M, Ringwald KG, Roberts G, Ross A, Salvador R, **Savitz J**, Schmitt S, Schofield PR, Sim K, Stein DJ, Stein F, Temmingh HS, Thiel K, Thomopoulos SI, van Haren NEM, Vargas C, Vieta E, Vreeker A, Waltemate L, Yatham LN, Ching CRK, Andreassen OA, Thompson PM, Hajek T; ENIGMA Bipolar Disorder Working Group. (2023). Mega-analysis of association between obesity and cortical morphology in bipolar disorders: ENIGMA study in 2832 participants. **Psychological Medicine**. 53, 6743-6753. [6.9].

(29). Burrows, K., McNaughton, B., Figueroa-Hall, L. K., Spechler P., Kuplicki, R., Victor T., Aupperle, R. L., Khalsa, S., **Savitz, J.**, Teague, T. K., Paulus, M. P., & Stewart, J. L. (2023). Elevated serum leptin is associated with attenuated reward anticipation in major depressive disorder independent of peripheral C-reactive protein levels. **Scientific Reports**. 13: 11313. [4.6].

(30). Burrows K., Figueroa-Hall L., Stewart J., Alarbi A., Kuplicki R., Hannafon B., Tan C., Risbrough V., McKinney B., Ramesh R., Victor T., Aupperle R., **Savitz J.**, Teague K., Khalsa S., Paulus M.

(2024). Exploring the role of neuronal-enriched extracellular vesicle miR-93 and interoception in major depressive disorder. **Translational Psychiatry**. 14:199. [6.8].

(31). Fu, C.H.Y., Antoniades, M., Guray Erus, G., Garcia, J.A., Fan, Y., Arnone, D., Arnott, S.R., Chen, T., Choi, K.S., Fatt, C.C., N. Frey, B.N., Frokjaer, V.G., Ganz, M., Godlewska, B.R., Hassel, S., Ho, K., McIntosh, A.M., Qin, K., Susan Rotzinger, S., Sacchet, M.D., **Savitz, J.**, Haochang Shou, H., Singh, A., Stolicyn, A., Irina Strigo, I., Strother, S.C., Tosun, D., Victor, T.A., Wei, D., Wise, T., Zahn, R., Anderson, I.M., Craighead, W.E., Deakin, W., Dunlop, B.W., Elliott, R., Gong, Q., Gotlib, I.H., Harmer, C.J., Kennedy, S.H., Knudsen, G.M., Mayberg, H.S., Paulus, M.P., Qiu, J., Trivedi, M.H., Whalley, H.C., Yan, C.G., Young, A.H., Davatzikos, C. (2024). Neuroanatomical dimensions in medication-free individuals with major depressive disorder and treatment response to SSRI antidepressant medications or placebo. **Nature Mental Health**. 2, 164-176.

(32). McWhinney SR, Hlinka J, Bakstein E, Dietze LMF, Corkum ELV, Abé C, Alda M, Alexander N, Benedetti F, Berk M, Bøen E, Bonnekoh LM, Boye B, Brosch K, Canales-Rodríguez EJ, Cannon DM, Dannlowski U, Demro C, Diaz-Zuluaga A, Elvsåshagen T, Eyler LT, Fortea L, Fullerton JM, Goltermann J, Gotlib IH, Grotegerd D, Haarman B, Hahn T, Howells FM, Jamalabadi H, Jansen A, Kircher T, Klahn AL, Kuplicki R, Lahud E, Landén M, Leehr EJ, Lopez-Jaramillo C, Mackey S, Malt U, Martyn F, Mazza E, McDonald C, McPhilemy G, Meier S, Meinert S, Melloni E, Mitchell PB, Nabulsi L, Nenadić I, Nitsch R, Opel N, Ophoff RA, Ortuño M, Overs BJ, Pineda-Zapata J, Pomarol-Clotet E, Radua J, Repple J, Roberts G, Rodriguez-Cano E, Sacchet MD, Salvador R, **Savitz J**, Scheffler F, Schofield PR, Schürmeyer N, Shen C, Sim K, Sponheim SR, Stein DJ, Stein F, Straube B, Suo C, Temmingh H, Teutenberg L, Thomas-Odenthal F, Thomopoulos SI, Urosevic S, Usemann P, van Haren NEM, Vargas C, Vieta E, Vilajosana E, Vreeker A, Winter NR, Yatham LN, Thompson PM, Andreassen OA, Ching CRK, Hajek T. (2024). Principal component analysis as an efficient method for capturing multivariate brain signatures of complex disorders-ENIGMA study in people with bipolar disorders and obesity. **Human Brain Mapping**. 45, e26682.

(33). Rojas, L., Mann, E., Ren, X., Bethel, D., Baughman, N., Burrows, K., Kuplicki, R., Figueroa-Hall, L. K., Aupperle, R. L., Stewart, J. L., Guinjoan, S. M., Khalsa, S. S., **Savitz, J.**, Paulus, M. P., Wilhelm, R. A., John-Henderson, N. A., Yeh, H.-W., & White, E. J. (2025). Major depressive disorder and serum inflammatory biomarkers as predictors of reward processing dysfunction in an American Indian sample. **Biological Psychiatry: Cognitive Neuroscience and Neuroimaging**, S2451902225002630. <https://doi.org/10.1016/j.bpsc.2025.08.015>

(34). Xiao W, Woodham RD, Cui Y, Wen J, Antoniades M, Srinivasan D, Fan Y, Erus G, Garcia JA, Arnott SR, Chen T, Choi KS, Chin Fatt C, Frey BN, Frokjaer VG, Ganz M, Godlewska BR, Hassel S, Ho K, McIntosh AM, Qin K, Rotzinger S, Sacchet MD, **Savitz J**, Shou H, Singh A, Stolicyn A, Strigo I, Strother SC, Tosun D, Wei D, Anderson IM, Craighead WE, Deakin JFW, Dunlop BW, Elliott R, Gong Q, Gotlib IH, Harmer CJ, Kennedy SH, Knudsen GM, Mayberg HS, Paulus MP, Qiu J, Trivedi MH, Whalley HC, Yan CG, Young AH, Davatzikos C, Fu CHY. (2026). Neuroanatomical dimensions in major depression linked to cognition, adverse life events, self-harm, metabolomics and genetics. **Communications in Medicine**. In Press.

CONSORTIUM PUBLICATIONS

(1) Bis JC, DeCarli C, Smith AV, van der Lijn F, Crivello F, Fornage M, Debette S, Shulman JM, Schmidt H, Srikanth V, Schuur M, Yu L, Choi SH, Sigurdsson S, Verhaaren BF, DeStefano AL, Lambert JC, Jack CR Jr, Struchalin M, Stankovich J, Ibrahim-Verbaas CA, Fleischman D, Zijdenbos A, den Heijer T, Mazoyer B, Coker LH, Enzinger C, Danoy P, Amin N, Arfanakis K, van Buchem MA, de Bruijn RF, Beiser A, Dufouil C, Huang J, Cavalieri M, Thomson R, Niessen WJ, Chibnik LB, Gislason GK, Hofman A, Pikula A, Amouyel P, Freeman KB, Phan TG, Oostra BA, Stein JL, Medland SE, Vasquez AA, Hibar DP, Wright MJ, Franke B, Martin NG, Thompson PM; **Enhancing Neuro Imaging Genetics through Meta-Analysis Consortium**, Nalls MA, Uitterlinden AG, Au R, Elbaz A, Beare RJ, van Swieten JC, Lopez OL, Harris TB, Chouraki V, Breteler MM, De Jager PL, Becker JT, Vernooij MW, Knopman D, Fazekas F, Wolf PA, van der Lugt A, Gudnason V, Longstreth WT Jr, Brown MA, Bennett DA, van Duijn CM, Mosley TH, Schmidt R, Tzourio C, Launer LJ, Ikram MA, Seshadri S; Cohorts for Heart and Aging Research in Genomic Epidemiology Consortium. (2012). Common variants at 12q14 and 12q24 are associated with hippocampal volume. **Nature Genetics**. 44, 545-551. [35.2].

(2). Khalsa S.S., Adolphs R., Cameron O.G., Critchley H.D., Davenport P.W., Feinstein J.S., Feusner J.D., Garfinkel S.N., Lane R.D., Mehling W.E., Meuret A.E., Nemeroff C.B., Oppenheimer S., Petzschner F.H., Pollatos O., Rhudy J.L., Schramm L.P., Simmons W.K., Stein M.B., Stephan K.E., Van Den Bergh O., Van Diest I., von Leupoldt A., Paulus M.P. & the **Interoception Summit 2016 participants**. (2018). Interoception and Mental Health: A Roadmap. **Biological Psychiatry: Cognitive Neuroscience and Neuroimaging**. 3, 501-513. [5.3].



ISI rated in 2018-2021 as top 1% of the academic field of Neuroscience & Behavior

(3). Le, T.T., Kuplicki R.T., McKinney, B.A., Yeh, H., Thompson, W.K., Paulus, M.P., and **Tulsa 1000 Investigators**. (2018). A Nonlinear Simulation Framework Supports Adjusting for Age When Analyzing BrainAGE. **Frontiers in Aging Neuroscience**. 10, 317. [3.6].

(4). Clausen AN, Aupperle RL, Yeh HW, Waller D, Payne J, Kuplicki R, Akeman E, Paulus M, **Tulsa 1000 Investigators**. (2019). Machine learning analysis of the relationships between gray matter volume and childhood trauma in a transdiagnostic community-based sample. **Biological Psychiatry: Cognitive Neuroscience and Neuroimaging**. 4, 734-742. [5.3].

(5). Al Zoubi O, Mayeli A, Tsuchiyagaito A, Misaki M, Zotev V, Refai H, Paulus M, Bodurka J; **Tulsa 1000 Investigators**. (2019). EEG Microstates Temporal Dynamics Differentiate Individuals with Mood and Anxiety Disorders From Healthy Subjects. **Frontiers in Human Neuroscience**. 13, 56. [2.7].

(6). Aupperle R.L., Paulus M.P., Kuplicki R., Touthang J., Victor T., Yeh H.W., **Tulsa 1000 Investigators**, Khalsa S.S. (2020). Web-Based Graphic Representation of the Life Course of Mental Health: Cross-Sectional Study Across the Spectrum of Mood, Anxiety, Eating, and Substance Use Disorders. **JMIR Mental Health**. 7, e16919. [4.4].

(7). Misaki M, Tsuchiyagaito A, Al Zoubi O, Paulus M, Bodurka J; **Tulsa 1000 Investigators**. (2020). Connectome-wide search for functional connectivity locus associated with pathological rumination as a target for real-time fMRI neurofeedback intervention. **NeuroImage: Clinical**. 26, 102244. [4.9].

- (8). Spechler P.A., Stewart J.L., Kuplicki R., **Tulsa 1000 Investigators**, Paulus M.P. (2020). Attenuated reward activations associated with cannabis use in anxious/depressed individuals. **Translational Psychiatry**. 10, 189. [6.2].
- (9). Lapidus RC, Puhl M, Kuplicki R, Stewart JL, Paulus MP, Rhudy JL, Feinsein JS, Khalsa SS; **Tulsa 1000 Investigators**. (2020). Heightened affective response to perturbation of respiratory but not pain signals in eating, mood, and anxiety disorders. **PLoS One**. e0235346. [3.8].
- (10). Moradi M., Ekhtiari H., Kuplicki R., McKinney B., Stewart J.L., Victor T.A., Paulus M.P., **Tulsa 1000 Investigators**. (2020). Evaluating the resource allocation index as a potential fMRI-based biomarker for substance use disorder. **Drug and Alcohol Dependence**. 216, 108211. [4.5].
- (11). Smith R., Schwartenbeck P., Stewart J.L., Kuplicki R., Ekhtiari H., Paulus M.P., **Tulsa 1000 Investigators**. (2020). Imprecise action selection in substance use disorder: Evidence for active learning impairments when solving the explore-exploit dilemma. **Drug and Alcohol Dependence**. 215, 108208. [4.5].
- (12). Spechler PA, Stewart JL, Kuplicki R, Paulus MP; **Tulsa 1000 Investigators**. (2021). Parsing impulsivity in individuals with anxiety and depression who use Cannabis. **Drug and Alcohol Dependence**. 217, 108289. [4.9].
- (13). Tsuchiyagaito A., Misaki M., Zoubi O.A., **Tulsa 1000 Investigators**, Paulus M., Bodurka J. (2021). Prevent breaking bad: A proof of concept study of rebalancing the brain's rumination circuit with real-time fMRI functional connectivity neurofeedback. **Human Brain Mapping**. 42, 922-940. [5.4].
- (14). Smith R., Kuplicki R., Feinsein J., Forthman K.L., Stewart J.L., Paulus M.P., **Tulsa 1000 Investigators**, Khalsa S.S. (2020). A Bayesian computational model reveals a failure to adapt interoceptive precision estimates across depression, anxiety, eating, and substance use disorders. **PLoS Computational Biology**. 16, e1008484. [4.5].
- (15). Smith R., Feinsein J.S., Kuplicki R., Forthman K.L., Stewart J.L., Paulus M.P. **Tulsa 1000 Investigators**, Khalsa S.S. (2021). Perceptual insensitivity to the modulation of interoceptive signals in depression, anxiety, and substance use disorders. **Scientific Reports**. 11, 2108. [5.0].
- (16). White E.J., Kuplicki R., Stewart J.L., Kirlic N., Yeh H.W., Paulus M.P., Aupperle R.L., **T1000 Investigators**. (2021). Latent variables for region of interest activation during the Monetary Incentive Delay Task. **NeuroImage**. 230, 117796. [7.4].
- (17). Park H., Forthman K.L., Kuplicki R., Victor T.A.; **Tulsa 1000 Investigators**, Yeh H.W., Thompson W.K., Paulus M.P. (2021). Polygenic risk for neuroticism moderates response to gains and losses in amygdala and caudate: Evidence from a clinical cohort. **Journal of Affective Disorders**. 293, 124-132. [6.5].
- (18). Kuplicki R., Touthang J., Al Zoubi O., Mayeli A., Misaki M., **NeuroMAP-Investigators**, Aupperle R.L., Teague T.K., McKinney B.A., Paulus M.P., Bodurka J. (2021). Common Data Elements, Scalable Data Management Infrastructure, and Analytics Workflows for Large-Scale Neuroimaging Studies. **Frontiers in Psychiatry**. 12: 682495 [5.4].

- (19). Mayeli, A., Al Zoubi, O., Henry, K., Wong, C.K., White, E.J., Luo, Q., Zotev, V., Refai, H., Bodurka, J., **T1000 Investigators**. (2021). Automated pipeline for EEG artifact reduction (APPEAR) recorded during fMRI. **Journal of Neural Engineering**. 18, 0460b4. [5.0].
- (20). Kosciulek, T., Victor, T.A., Kuplicki, R., Rossi, M., Estaki, M., Ackermann, G., **Tulsa 1000 Investigators**, Knight, R. Paulus, M.P. (2021). Individuals with substance use disorders have a distinct oral microbiome pattern. **Brain, Behavior and Immunity - Health**. 15, 100271.
- (21). DeVille, D.C., Khalsa, S.S., **Tulsa 1000 Investigators**, Lapidus, R.C., White, E., Paulus, M.P., Aupperle, R.L. (2021). A Transdiagnostic Multilevel Examination of Interoceptive Processing in Individuals With a Remote History of Suicidal Behavior. **Behavior Therapy**. 52, 1080-1092. [4.8].
- (22). Ching C.R.K., Hibar D.P., Gurholt T.P., Nunes A., Thomopoulos S.I., Abé C., Agartz I., Brouwer R.M., Cannon D.M., de Zwarte S.M.C., Eyler L.T., Favre P., Hajek T., Haukvik U.K., Houenou J., Landén M., Lett T.A., McDonald C., Nabulsi L., Patel Y., Pauling M.E., Paus T., Radua J., Soeiro-de-Souza M.G., Tronchin G., van Haren N.E.M., Vieta E., Walter H., Zeng L.L., Alda M., Almeida J., Alnaes D., Alonso-Lana S., Altimus C., Bauer M., Baune B.T., Bearden C.E., Bellani M., Benedetti F., Berk M., Bilderbeck A.C., Blumberg H.P., Bøen E., Bollettini I., Del Mar Bonnin C., Brambilla P., Canales-Rodríguez E.J., Caseras X., Dandash O., Dannlowski U., Delvecchio G., Díaz-Zuluaga A.M., Dima D., Duchesnay É., Elvsåshagen T., Fears S.C., Frangou S., Fullerton J.M., Glahn D.C., Goikolea J.M., Green M.J., Grotegerd D., Gruber O., Haarman B.C.M., Henry C., Howells F.M., Ives-Deliperi V., Jansen A., Kircher T.T.J., Knöchel C., Kramer B., Lafer B., López-Jaramillo C., Machado-Vieira R., MacIntosh B.J., Melloni E.M.T., Mitchell P.B., Nenadic I., Nery F., Nugent A.C., Oertel V., Ophoff R.A., Ota M., Overs B.J., Pham D.L., Phillips M.L., Pineda-Zapata J.A., Poletti S., Polosan M., Pomarol-Clotet E., Pouchon A., Quidé Y., Rive M.M., Roberts G., Ruhe H.G., Salvador R., Sarró S., Satterthwaite T.D., Schene A.H., Sim K., Soares J.C., Stäblein M., Stein D.J., Tamnes C.K., Thomaidis G.V., Upegui C.V., Veltman D.J., Wessa M., Westlye L.T., Whalley H.C., Wolf D.H., Wu M.J., Yatham L.N., Zarate C.A., Thompson P.M., Andreassen O.A., **ENIGMA Bipolar Disorder Working Group**. (2022). What we learn about bipolar disorder from large-scale neuroimaging: Findings and future directions from the ENIGMA Bipolar Disorder Working Group. **Human Brain Mapping**. 43, 56-82. [4.8].
- (23). Park H., Kirlic N., Kuplicki R., **Tulsa 1000 Investigators**, Paulus M., Guinjoan S. (2022). Neural Processing Dysfunctions During Fear Learning but Not Reward-Related Processing Characterize Depressed Individuals with High Levels of Repetitive Negative Thinking. **Biological Psychiatry: Cognitive Neuroscience and Neuroimaging**. 7, 716-724. [5.9].
- (24). Burrows K, DeVille D.C., Cosgrove K.T., Kuplicki R.T., Paulus M.P., Aupperle R., Khalsa S.S., Stewart J.L., **Tulsa 1000 Investigators**. (2022). Impact of serotonergic medication on interoception in major depressive disorder. **Biological Psychology**. 171, 108356. [2.6].
- (25). Park H., Forthman K.L., Kuplicki R., Victor T.A.; **Tulsa 1000 Investigators**, Yeh H.W., Thompson W.K., Paulus M.P. (2022). Functional magnetic resonance imaging data for the association between polygenic risk scores for neuroticism and reward-punishment processing. **Data in Brief**. 42, 108014. [1.2].

- (26). Kirlic N., Kuplicki R., Touthang J., Cohen Z.P., Stewart J.L., **Tulsa 1000 Investigators**, Paulus M.P., Aupperle R.L. (2022). Behavioral and neural responses during fear conditioning and extinction in a large transdiagnostic sample. **NeuroImage Clinical**. 35, 103060. [4.2].
- (27). Cardenas G.E., White E.J., Kirlic N., **T1000 Investigators**, Paulus M.P., Guinjoan S.M. (2022). Repetitive negative thinking is associated with impaired verbal learning but not executive functioning in individuals with eating disorders. **Personalized Medicine in Psychiatry**. 31-32, 100090.
- (28). Walker, E.A., Aupperle, R.L., **Tulsa 1000 Investigators**, Paulus, M.P., Ironside, M. (2023). Reliance on distraction is associated with increased avoidance behavior under approach-avoidance conflict. **Current Psychology**. 42, 23966–23969.
-

COMMENTARIES

- (1). **Savitz, J.** (2018). Musings on Mania: A Role for T-Lymphocytes? **Brain, Behavior and Immunity**. 73, 151-152. [6.2].
- (2). **Savitz, J.** (2022). Blood versus Cerebrospinal Fluid: Kynurenine Pathway Metabolites in Depression. **Brain, Behavior and Immunity**. 101, 333-334. [15.1].
-

PREPRINTS

- (1). Han, LKM, Dinga, R., Hahn, T., Ching, C., Eyler, L., Aftanas, L., Aghajani, M., Aleman, A., Baune, B., Berger, K., Brak, I., Busatto Filho, G., Carballedo, A., Connolly, C., Couvy-Duchesne, B., Cullen, K., Dannlowski, U., Davey, C., Dima, D., Duran, F., Enneking, V., Filimonova, E., Frenzel, S., Frodl, T., Fu, C., Godlewska, B., Gotlib, I., Grabe, H., Groenewold, N., Grotegerd, D., Gruber, O., Hall, G., Harrison, B., Hatton, S., Hermesdorf, M., Hickie, I., Ho, T., Hosten, N., Jansen, A., Kahler, C., Kircher, T., Klimes-Dougan, B., Kramer, B., Krug, A., Lagopoulos, J., Leenings, R., MacMaster, F., MacQueen, M., McIntosh, A., McLellan, Q., McMahan, K., Medland, S., Mueller, B., Mwangi, B., Osipov, E., Portella, M., Pozzi, E., Reneman, L., Repple, J., Rosa, P., Sacchet, M., Saemann, P., Schnell, K., Schranter, A., Simulionyte, E., Soares, J., Sommer, N., Stein, D., Steinstrater, O., Strike, L., Thomopoulos, S., van Tol, M., Veer, I., Vermeiren, R., Walter, H., van der Wee, N., van der Werff, S., Whalley, H., Winter, N., Wittfeld, K., Wright, M., Wu, M.J., Volzke, H., Yang, T., Zannias, V., de Zubicaray, C., Zunta-Soares, G., Abe, C., Alda, M., Andreassen, O., Boen, E., Bonnin, C., Canales-Rodriguez, E., Cannon, D., Caseras, X., Chaim-Avancini, T., Elvsashagen, T., Favre, P., Foley, S., Fullerton, J., Goikolea, J., Haarman, B., Hajek, T., Henry, C., Houenou, J., Howells, F., Ingvar, M., Kuplicki, R., Lafer, B., Landen, M., Machado-Vieira, R., Malt, U., McDonald, C., Mitchell, P., Nabulsi, L., Otaduy, M., Overs, B., Polosan, M., Pomarol-Clotet, E., Radua, J., Rive, M., Roberts, G., Ruhe, H., Salvador, R., Sarro, S., Satterthwaite, T., **Savitz, J.**, Schene, A., Schofield, P., Serpa, M., Sim, K., Soeiro-de-Souza, M., Sutherland, A., Temmingh, T., Timmons, G., Uhlmann, A., Vieta, E., Wolf, D., Zanetti, M., Jahanshad, N., Thompson, P., Veltman, D., Penninx, B., Marquand, A., Cole, J., Schmaal, L. (2019). Brain Aging in Major Depressive Disorder: Results from the ENIGMA Major Depressive Disorder working group. **bioRxiv**. 560623.

- (2). Smith R., Kuplicki R., Feinstein J., Forthman K.L., Stewart J.L., Paulus M.P., Tulsa 1000 Investigators [incl. **Savitz, J.**], Khalsa S.S. (2020). An active inference model reveals a failure to adapt interoceptive precision estimates across depression, anxiety, eating, and substance use disorders. **medRxiv**. 2020.06.03.20121343.
- (3). Al Zoubi, O., Misaki, M., Tsuchiyagaito, A., Mayeli, A., Zotev, V., White, E., Tulsa 1000 Investigators [including **Savitz, J.**], Paulus, M., Bodurka, J. (2020). Predicting Sex from Resting-State fMRI Across Multiple Independent Acquired Datasets. **bioRxiv**. 2020.08.20.259945.
- (4). Al Zoubi, O., Misaki, M., Tsuchiyagaito, A., Mayeli, A., Zotev, V., Tulsa 1000 Investigators [including **Savitz, J.**], Refai, H., Paulus, M., Bodurka, J. (2020). Canonical EEG Microstate Dynamic Properties and Their Associations with fMRI Signals at Resting Brain. **bioRxiv**. 2020.08.14.251066.
- (5). Spechler P.A., Stewart J.L., Kuplicki R.; Tulsa 1000 Investigators [including **Savitz, J.**], Paulus M.P. (2021). COVID-19 vaccine willingness and cannabis use histories. **medRxiv**. 2021.04.26.21256109.
- (6). Burrows, K., Figueroa-Hall, L.K., Kuplicki, R., Stewart, J.L., Alarbi, A.M., Ramesh, R., **Savitz, J.B.**, Teague, T.K., Risbrough, V.B., Paulus, M.P. (2021). Neuronally-Enriched Exosomal miR-27b Reveals Mechanism for Ibuprofen-Induced Acute Effects on Reward-Related Brain Processing in a Randomized, Placebo-Controlled, Double-Blind Trial. **Research Square**. DOI: 10.21203/rs.3.rs-803515/v1.
- (7). Smith, R., Taylor, S., Stewart, J.L., Guinjoan, S.M., Ironside, M., Kirlic, N., Ekhtiari, H., White, E.J., Zheng, H., Kuplicki, R., Tulsa 1000 Investigators [including **Savitz, J.**], Paulus, M.P. (2021). Slower Learning Rates from Negative Outcomes in Substance Use Disorder over a 1-Year Period and their Potential Predictive Utility. **medRxiv**. 2021.10.18.21265152.
- (8). Fu CHY, Erus G, Fan Y, Antoniadis M, Arnone D, Arnott S, Chen T, Choi KS, Fatt CC, Frey BN, Frokjaer VG, Ganz M, Garcia J, Godlewska BR, Hassel S, Ho K, McIntosh AM, Qin K, Rotzinger S, Sacchet MD, **Savitz J**, Shou H, Singh A, Stolicyn A, Strigo I, Strother SC, Tosun D, Victor TA, Wei D, Wise T, Woodham RD, Zahn R, Anderson IM, Deakin JW, Dunlop BW, Elliott R, Gong Q, Gotlib IH, Harmer CJ, Kennedy SH, Knudsen GM, Mayberg HS, Paulus MP, Qiu J, Trivedi MH, Whalley HC, Yan C, Young AH, Davatzikos C. (2022). AI-based dimensional neuroimaging system for characterizing heterogeneity in brain structure and function in major depressive disorder: COORDINATE-MDD consortium design and rationale. **Research Square**. DOI: <https://doi.org/10.21203/rs.3.rs-1608215/v1>.
- (9). Fu CHY, Erus G, Fan Y, Antoniadis M, Arnone D, Arnott S, Chen T, Choi KS, Fatt CC, Frey BN, Frokjaer VG, Ganz M, Garcia J, Godlewska BR, Hassel S, Ho K, McIntosh AM, Qin K, Rotzinger S, Sacchet MD, **Savitz J**, Shou H, Singh A, Stolicyn A, Strigo I, Strother SC, Tosun D, Victor TA, Wei D, Wise T, Woodham RD, Zahn R, Anderson IM, Deakin JW, Dunlop BW, Elliott R, Gong Q, Gotlib IH, Harmer CJ, Kennedy SH, Knudsen GM, Mayberg HS, Paulus MP, Qiu J, Trivedi MH, Whalley HC, Yan C, Young AH, Davatzikos C. (2022). Neuroanatomical dimensions in medication-free individuals with major depressive disorder and treatment response to SSRI antidepressant medications or placebo. **Research Square**. DOI: <https://doi.org/10.21203/rs.3.rs-2289671/v1>

- (10). Zheng, H., Webster, M., Weickert, C., Beasley, C., Paulus, M., Yolken, R., **Savitz, J.** (2023). Cytomegalovirus antibodies are associated with mood disorders, suicide, markers of neuroinflammation, and microglia activation in postmortem brain samples. **Research Square**. DOI: <https://doi.org/10.21203/rs.3.rs-2264904/v1>
- (11). Burrows K., Figueroa-Hall L., Stewart J., Alarbi A., Kuplicki R., Hannafon B., Tan C., Risbrough V., McKinney B., Ramesh R., Victor T., Aupperle R., **Savitz J.**, Teague K., Khalsa S., Paulus M. (2023). Exploring the role of neuronal-enriched extracellular vesicle miR-93 and interoception in major depressive disorder. **Research Square**. DOI: [10.21203/rs.3.rs-2813878/v1](https://doi.org/10.21203/rs.3.rs-2813878/v1)
- (12). Munshi S., Alarbi A., Zheng H., Kuplicki R., Burrows K., Figueroa-Hall L., Victor T., Aupperle R., Khalsa S., Paulus M., Teague T.K., **Savitz J.** (2024). Increased expression of ER stress, inflammasome activation, and mitochondrial biogenesis-related genes in peripheral blood mononuclear cells in major depressive disorder. **Research Square**. DOI: [10.21203/rs.3.rs-3564760/v1](https://doi.org/10.21203/rs.3.rs-3564760/v1).
- (13). Misaki M, Young KD, Tsuchiyagaito A, **Savitz J**, Guinjoan SM. (2024). Clinical Response to Neurofeedback in Major Depression Relates to Subtypes of Whole-Brain Activation Patterns During Training. **bioRxiv**. 2024.05.01.592108. DOI: [10.1101/2024.05.01.592108](https://doi.org/10.1101/2024.05.01.592108).
- (14). Li Y.J., Kuplicki R., Ford B.N., Kresock E., Figueroa-Hall L., **Savitz J.**, McKinney B.A. (2024). Gene Age Gap Estimate (GAGE) for major depressive disorder: a penalized biological age model using gene expression. **bioRxiv**. 2024.09.03.610913. DOI: [10.1101/2024.09.03.610913](https://doi.org/10.1101/2024.09.03.610913).
- (15). Zheng H, **Savitz J**, Haroon E, Ahern J, Loughnan R, Nabber F, Xu B, Forthman K, Aupperle R, Williams L, Paulus M, Fan CC, Thompson W. (2025). Polygenic score for C-reactive protein is associated with accelerated cortical thinning and increased psychopathology in adolescents: a population-based longitudinal cohort study. **Research Square**. rs.3.rs-6823364. DOI: [10.21203/rs.3.rs-6823364/v1](https://doi.org/10.21203/rs.3.rs-6823364/v1).
- (16). Tozzi L, Dauvermann MR, Corley E, Fernandes A, Kang MJY, Im Y, Nabulsi L, Goya-Maldonado R, Berger K, Hermesdorf M, Blumberg HP, Colic L, Van Rheen TE, Ringin E, Rossell SL, Karantonis JA, Furlong LS, Kircher T, Stein F, Dannlowski U, Grotegerd D, Soares JC, Wu MJ, Zunta-Soares GB, Mwangi B, Radua J, Vilajosana E, Vieta E, Green MJ, Olie E, Clain G, Benedetti F, Melloni E, Bravi B, Janiri D, Vecchio D, Piras F, Banaj N, Sani G, Roberts G, Fullerton JM, Overs BJ, Mitchell PB, **Savitz J**, Yatham LN, Houenou J, Leboyer M, Rodrigue A, Glahn DC, Thomopoulos SI, Jahanshad N, Thompson PM, Andreassen OA, Ching CRK, Cannon DM, Quidé Y; ENIGMA Bipolar Disorder Working Group. (2025). Brain morphology mediators of the link between childhood trauma and bipolar disorder: a large-scale international analysis. **medRxiv**. 2025.11.02.25339336. DOI: [10.1101/2025.11.02.25339336](https://doi.org/10.1101/2025.11.02.25339336).

BOOKS

(1). **Microorganisms and Mental Health**. J. Savitz and R.H. Yolken (Eds). (2023). Switzerland: Springer-Nature.

BOOK CHAPTERS

- (1) **Savitz, J.** and Drevets, W.C. (2009). Neuroimaging Studies of Bipolar Depression: Therapeutic Implications. In: **Bipolar Depression: Molecular Neurobiology, Clinical Diagnosis and Pharmacotherapy**. Manji, H.K. and Zarate, Jr., C.A. (Eds). Basel: Birkhauser, Inc. pp. 117-144.
- (2) **Savitz, J.B.** and Drevets, W.C. (2009). Brain Circuits in Major Depressive Disorder and Bipolar Disorder. In: **Kaplan and Sadock's Comprehensive Textbook of Psychiatry (Ninth Edition)**. Sadock, B.J., Sadock, V.A., Ruiz, P. (Eds). Baltimore: Lippincott Williams & Wilkins. pp. 1675-1686.
- (3) **Savitz, J.** and Drevets W.C. (2010). Neuroimaging and Neuropathological Findings in Bipolar Disorder. In: **Behavioral Neurobiology of Bipolar Disorder and its Treatment**. Manji, H.K. and Zarate, C. (Eds). Springer-Verlag. pp. 202-225.
- (4). **Savitz, J.**, Simpson, J.R., Drevets, W.C. (2012). Neuroimaging in Affective Disorders: Applications in Clinical Research and Forensic Psychiatry. In Simpson J.R., (Ed.), **Neuroimaging in Forensic Psychiatry: From the Clinic to the Courtroom**. Ealing, UK: John Wiley & Sons Ltd. pp. 131-143.
- (5). **Savitz, J.**, Morris, H.M., Drevets, W.C. (2016). Neuroimaging Studies of Bipolar Depression: Therapeutic Implications. In: **Bipolar Depression: Molecular Neurobiology, Clinical Diagnosis and Pharmacotherapy (Second Edition)**. Manji, H.K. and Zarate, Jr., C.A. (Eds). Basel: Birkhauser, Inc.
- (6). **Savitz, J.** (2016). Role of kynurenine metabolism pathway activation in major depressive disorders. In: **Inflammation-Associated Depression: Evidence, Mechanisms, and Clinical Implications**. R. Dantzer, L. Capuron (Eds). Springer-Verlag. pp. 249-267.
- (7). Macaluso M., Krams M., **Savitz, J.**, Drevets, W.C., Preskorn S.H. (2019). New Approaches in Translational Medicine for Phase I Clinical Trials of CNS Drugs. In: **Handbook of Behavioral Neuroscience**. Nomikos, G. (Ed). Amsterdam: Elsevier. 29, pp. 81-91.
- (8). Ford, B.N. and **Savitz, J.** (2023). Effect of cytomegalovirus on the immune system: implications for aging and mental health. In: **Microorganisms and Mental Health**. J. Savitz and R.H. Yolken (Eds). Switzerland: Springer-Nature. Current Topics in Behavioral Sciences. V61, pp. 181-214.
- (9). Zheng, H. and **Savitz, J.** (2023). Effect of cytomegalovirus infection on the central nervous system: implications for psychiatric disorders. In: **Microorganisms and Mental Health**. J. Savitz and R.H. Yolken (Eds). Switzerland: Springer-Nature. Current Topics in Behavioral Sciences. V61, pp. 215-241.
- (10). **Savitz J.** and Yolken, R.H. (2023). Therapeutic Implications of the Microbial Hypothesis of Mental Illness. In: **Microorganisms and Mental Health**. J. Savitz and R.H. Yolken (Eds). Switzerland: Springer-Nature. Current Topics in Behavioral Sciences. V61, pp. 315-351.

FIRST/SECOND/SENIOR AUTHOR CONFERENCE ABSTRACTS/POSTERS

- (1) **Savitz, J.**, van der Merwe, L., Stein, D.J., Solms, M., Ramesar, R. (2008). Bipolar I patients with and without a history of psychosis are most clearly differentiated by degree of working memory impairment. **Annual Meeting of the Society of Biological Psychiatry (SOBP)**. Washington, DC.
- (2) **Savitz, J.**, Neumeister, A., Nugent, A., Bogers, W., Goldman, D., Drevets, W. (2008). Subgenual prefrontal cortex volume in affective illness: The impact of the serotonin transporter gene length polymorphism. **Annual Meeting of the Society of Biological Psychiatry (SOBP)**. Washington, DC.
- (3) **Savitz, J.**, Drevets, W., Nugent, A., Bogers, W., Solomon, G., Wright, N., Bonne, O. (2008). Increased left subgenual prefrontal cortex and decreased right amygdala volumes in post-traumatic stress disorder. **Annual Meeting of the Society for Neuroscience**. Washington, DC.
- (4) **Savitz, J.**, Nugent, A., Bogers, W., Liu, A., Sills, R., Bain, E., Price, J., Zarate, C., Manji, H., Cannon, D., Marrett, S., Charney, D., Drevets, W. (2008). Amygdala volume in bipolar disorder assessed using high resolution 3T MRI: The impact of medication. **Annual Meeting of the American College of Neuropsychopharmacology (ACNP)**. Scottsdale, AZ.
- (5) **Savitz, J.**, Drevets, W., Bogers, W., Wright, N., Luckenbaugh, D., Nugent, A., Bonne, O. (2009). Increased subgenual anterior cingulate and infralimbic cortex volume in PTSD. **Annual Meeting of the Organization of Human Brain Mapping (OHBM)**. San Francisco, CA.
- (6) **Savitz, J.**, Nugent, A., Cannon, D., Carlson, P., Neumeister, A., Davis, R., Tinsley, R., Voak, D., Wright, N., Fromm, S., Herscovitch, P., Drevets, W. (2009). The effect of pain and stress on regional cerebral blood flow in patients with major depressive disorder and healthy controls: an ^{15}O -H $_2\text{O}$ PET study. **Annual Meeting of the American College of Neuropsychopharmacology (ACNP)**. Hollywood, FL.
- (7) **Savitz, J.**, Liu, X., Neumeister, A., Nugent, A.C., Cannon, D.M., Akula, N., Bogers, W., Zarate, Jr., C.A., Charney, D.S., McMahon, F.J., Drevets, W.C. (2010). Infralimbic and Subgenual Anterior Cingulate Cortex Volumes in Healthy and Affectively Ill Carriers of the *Met* Allele of the BDNF Val66Met Variant. **Annual Meeting of the American College of Neuropsychopharmacology (ACNP)**. Miami, FL.
- (8) **Savitz, J.**, Nugent, A., Neumeister, A., Bogers, W., Price, J., Cannon, D., Drevets, W. (2011). Persistent remission of unmedicated patients with major depressive disorder associated with larger subcallosal gyrus volumes. **Annual Meeting of the Society of Biological Psychiatry (SOBP)**. San Francisco, CA.
- (9) **Savitz, J.**, Frank, B., McKinney, B., Teague, T.K., Drevets, W.C. (2012). Increased PBMC expression of inflammation and neurological disease-associated genes correlates with anhedonia, the BOLD response to masked happy faces and subgenual anterior cingulate cortex volume in patients with

primary mood disorders. **Annual Meeting of the Psychoneuroimmunology Research Society (PNIRS)**. San Diego, CA.

(10). Misaki, M., **Savitz, J.**, Zotev, V., Phillips, R., Yuan, H., Young, K.D., Drevets, W.C., Bodurka, J. (2013). Novel combination of T1- and T2-weighted MRI images for enhancing structural contrast **Annual Meeting of the International Society for Magnetic Resonance in Medicine**. Salt Lake City, UT.

(11). **Savitz, J.**, Tan, C., Taylor, A.A., Drevets, W.C., Teague, T.K. (2013). Abnormalities in regulatory T cells and natural killer cells in major depressive disorder. **Annual Meeting of the American Association of Immunologists (AAI)**. Honolulu, HI.

(12). Victor, T., Bellgowan, P., Bodurka, J., Drevets, W., **Savitz, J.** (2013). BOLD Response to Masked Sad and Happy Faces in Healthy Subjects with a Family-History of Depression. **Annual Meeting of the Organization of Human Brain Mapping (OHBM)**. Seattle, WA.

(13). Victor, T., **Savitz, J.**, Bellgowan, P., Bodurka, J., Drevets, W. (2013). Neuroimaging Correlates of Implicit Emotional Processing Biases in Major Depressive Disorder. **Annual Meeting of the Organization of Human Brain Mapping**. Seattle, WA.

(14). **Savitz, J.**, Drevets, W.C., Victor, T.A., Bodurka, J., Teague T. K., Dantzer, R. (2013). Neuroprotective Kynurenine Pathway Metabolites are Associated with Larger Hippocampal and Amygdalar Volumes in Patients with Major Depressive Disorder. **Annual Meeting of the American College of Neuropsychopharmacology**. Hollywood, FL.

(15). He, H., Sui, J., Yu, Q., Du, Y., Vergara, V., Victor, T., Drevets, W., **Savitz, J.**, Calhoun, V.D. (2014). Analysis of functional network connectivity in bipolar and unipolar depression patients. **Annual Meeting of the Organization of Human Brain Mapping (OHBM)**. Hamburg, Germany.

(16). He, H., Sui, J., Yu, Q., Du, Y., Vergara, V., Victor, T., Drevets, W., **Savitz, J.**, Calhoun, V.D. (2014). Fusion of FNC and structural MRI: an application to bipolar and unipolar depression disorders. **Annual Meeting of the Organization of Human Brain Mapping (OHBM)**. Hamburg, Germany.

(17). **Savitz, J.**, Drevets, W.C., Victor, T.A., Bodurka, J., Teague T. K., Dantzer, R. (2014). Neuroprotective and neurotoxic kynurenine pathway metabolites are associated with hippocampal and amygdalar volumes in depression. **Annual Meeting of the International Society for Bipolar Disorders**. Washington, DC.

(18). **Savitz, J.**, Drevets, W.C., Victor, T.A., Smith, C.A., Wurfel, B., Bellgowan, P.S.F., Bodurka, J., Teague T. K., Dantzer, R. (2014). CCL2 is associated with hippocampal and amygdala volume in females with major depressive disorder. **Biannual Meeting of the International College of Neuropsychopharmacology (CINP)**. Vancouver, Canada.

(19). Wurfel, B., Drevets, W.C., Bliss, S.A., Teague, T.K., McMillin, J.R., Ford, B.N., Victor, T.A., Bodurka, J., Dantzer, R., **Savitz, J.** (2015). Kynurenic acid to quinolinic acid ratio in serum is decreased

in affective psychosis. **Annual Meeting of the Society of Biological Psychiatry (SOBP)**. Toronto, Canada.

(20). Victor, T.A., **Savitz, J.**, Suzuki, H., Misaki, M., Drevets, W.C., Bodurka, J. (2015). Anterior cingulate and amygdala response to subliminal positive stimuli in major depressive disorder. **Annual Meeting of the Organization of Human Brain Mapping (OHBM)**. Honolulu, HI.

(21). **Savitz, J.**, Victor, T., Teague, T.K., Ford, B., Bodurka, J., Dantzer, R., Drevets, W. (2015). Emotional processing biases may be accentuated in depressed subjects with elevated CRP levels. Thematic meeting: “Stress, inflammation and depression: focus on novel psychotropic drug targets”. **International College of Neuropsychopharmacology (CINP)**. Dublin, Ireland.

(22). **Savitz, J.B.**, Teague, T.K., Wurfel, B.E., Meyer, M., Macaluso, M., Drevets, D., Yates, W., Gleason, O., Drevets, W.C., Preskorn, S.H. (2015). Treatment of bipolar depression with minocycline and/or aspirin: an adaptive, double-blind, randomized, placebo-controlled trial. **Annual Meeting of the American College of Neuropsychopharmacology (ACNP)**. Hollywood, FL.

(23). Meier, T., Lancaster, M., Mayer, A., Teague, T.K., **Savitz, J.** (2016). Altered resting state functional connectivity in football players is associated with neuroactive kynurenine pathway metabolites. **Annual Meeting of the National Neurotrauma Society (NNS)**. Lexington, KY.

(24). Cho, H.J., **Savitz, J.**, Dantzer, R., Teague, T.K., Drevets, W.C., Irwin, M.R. (2016). Sleep Disturbance and Kynurenine Metabolism in a Group of Currently Depressed, Previously Depressed, and Never Depressed Subjects. **Annual Meeting of the Psychoneuroimmunology Research Society (PNIRS)**. Brighton, UK.

(25). Misaki, M., **Savitz, J.**, Suzuki, H., McKinney, B., Drevets, W., Bodurka, J. (2017). Low accumbens BOLD response to anticipated reward or loss associated with depression during inflammation. **Annual Meeting of the Organization of Human Brain Mapping (OHBM)**. Vancouver, Canada.

(26). Ford, B.N., Yolken, R.H., Dickerson, F.B., Teague, T.K., Irwin, M.R., Paulus, M.P., **Savitz, J.** (2017). Increased Measles Seronegativity in Adults with Major Depressive Disorder. **Annual Meeting of the Psychoneuroimmunology Research Society (PNIRS)**. Galveston, TX.

(27). Ford, B.N., Aupperle, R., Dickerson, F.B., Paulus, M.P., Teague, T.K., Yolken, R.H., **Savitz, J.** (2018). Early life stress and vulnerability to viral infection in mood disorders. **Annual Meeting of the Psychoneuroimmunology Research Society (PNIRS)**. Miami, FL.

(28). Bergamino, M., Ford, B.N., Teague, T.K., Bodurka, J., Jarrett, C.J., T1000 Investigators, Yolken, R.H., Paulus, M.P., **Savitz, J.** (2018). Latent Cytomegalovirus Infection Associated with White Matter Abnormalities: A Diffusion Tensor Imaging Study. **Annual Meeting of the Society for Neuroscience (SfN)**. San Diego, CA.

(29). Wittenberg, G., Wurfel, B.E., Greene, J.R., Sun, Y., Bliss, S.A., Rassnik, S., Teague, T.K., Drevets, W.C., **Savitz, J.** (2018). Leucine-rich, glioma inactivated 1 (LGI1) autoantibodies in mood and

psychotic disorders: a cross-sectional study. **The Lancet Summit: Inflammation and Immunity in Disorders of the Brain and Mind**. Barcelona, Spain.

(30). Bergamino, M., Ford, B.N., Teague, T.K., Bodurka, J., T1000 Investigators, Yolken, R.H., Paulus, M.P., **Savitz, J.** (2018). Latent Cytomegalovirus Infection Associated with White and Gray Matter Abnormalities in Major Depressive Disorder: A Cross-Sectional Study. **The Lancet Summit: Inflammation and Immunity in Disorders of the Brain and Mind**. Barcelona, Spain.

(31). Ford, B.N., Yolken, R.H., Aupperle, R.L., Teague T.K., Tulsa 1000 Investigators, Irwin, M.R., Paulus, M.P., **Savitz, J.** (2018). Early life stress is associated with increased odds of cytomegalovirus infection in individuals with major depressive disorder. **Annual Meeting of the American College of Neuropsychopharmacology (ACNP)**. Hollywood, FL.

(32). Meier, T.B., Nitta, M.E., Teague, T.K., Hoelzle, J.B., Nelson, L.D., McCrea, M.A., **Savitz, J.** (2019). Acute effects of sport-related concussion on neuroactive kynurenine pathway metabolites and their association with post-concussion mood symptoms. **Annual Meeting of the Society for Neuroscience (SfN)**. Chicago, IL.

(33). Ford, B.N., Teague T.K., Bodurka, J., Paulus, M.P., Yolken, R.H., **Savitz, J.** (2019). Diagnosis-independent loss of CD27+ and CD28+ T-cell subsets in individuals with cytomegalovirus infection. **Annual Meeting of the Society of Biological Psychiatry (SOBP)**. Chicago, IL.

(34). Ford, B.N., Yolken, R.H., Dickerson, F.B., Teague. T.K., Irwin, M.R., Bodurka, J., Paulus, M.P., **Savitz, J.** (2019). Reduced immunity to measles and rubella, but not polio in adults with major depressive disorder: a follow-up study. **Annual Meeting of the Psychoneuroimmunology Research Society (PNIRS)**. Berlin, Germany.

(35). Wittenberg, G., Drevets, W.C., Greene, J.R., Sun, Y., Bliss, S.A., Bodurka, J., Teague, T.K., Wurfel, B.E., **Savitz, J.** (2019). Autoantibody burden in mood and psychotic disorders. **Annual Meeting of the American College of Neuropsychopharmacology (ACNP)**. Orlando, FL.

(36). Tsuchiyagaito A., Smith J., El-Sabbagh N., Mayeli A., Zotev V., Misaki M., Paulus M., Bodurka J., **Savitz J.** (2020). fMRI Neurofeedback Amygdala Training Influences Immune Responses. **Annual Meeting of the Organization for Human Brain Mapping (OHBM)**. Montreal, Québec, Canada.

(37). Zheng, H., Bergamino, M., Ford, B.N., Teague, T.K., T1000 Investigators, Yolken, R.H., Paulus, M.P., **Savitz, J.** (2020). A Hidden Menace? Cytomegalovirus Infection is Associated With Structural Brain Abnormalities in Major Depressive Disorder. **Annual Meeting of the Society of Biological Psychiatry (SOBP)**. New York City, NY.

(38). Ford, B.N., **Savitz, J.**, Yeh, W.H., Akeman, E., Cosgrove, K., Clausen, A.N., Martell, C., Kirlic, N., Santiago, J., Teague, T.K., Irwin, M.R., Paulus, M.P., Aupperle, R. L. (2021). Circulating Quinolinic Acid is Reduced following Behavioral Activation Therapy in Major Depressive Disorder. **Annual Meeting of the Society of Biological Psychiatry (SOBP)**. San Diego, CA.

- (39). Zheng, H., Smith, R., Burrows, K., Kuplicki, R., Bodurka, J., Tulsa 1000 Investigators, Teague, T.K., Paulus, M., Khalsa, S., **Savitz, J.** (2021). Inflammation is Associated With Abnormal Interoceptive Processing in Major Depressive Disorder. **Annual Meeting of the Society of Biological Psychiatry (SOBP)**. San Diego, CA.
- (40). Tsuchiyagaito, A., Smith, J., El-Sabbagh, N., Zotev, V., Misaki, M., Al Zoubi, O., Teague, T.K., Paulus, M., Bodurka, J., **Savitz, J.** (2021). Effect of Left-Amygdala fMRI Neurofeedback Positive Emotion Training on Immune Mediators in Major Depressive Disorder. **Annual Meeting of the Society of Biological Psychiatry (SOBP)**. San Diego, CA.
- (41). Nitta, M.E., Hoelzle, J.B., **Savitz, J.**, Meier, T.B. (2022). Prolonged symptom duration in pediatric mTBI: Reported differences in kynurenine pathway metabolites but not inflammation. **Annual Meeting of the International Neuropsychological Society**. New Orleans, LA.
- (42). Figueroa-Hall, L.K., Burrows, K., Stewart, J.L., Alarbi, A.M., Tan, C., Kuplicki, R., Teague, T.K., McKinney, B., Ramesh, R., Paulus, M.P., Risbrough, V., **Savitz, J.** (2022). Changes in human astrocyte-enriched extracellular vesicle miRNAs after an in vivo lipopolysaccharide challenge. **Annual Meeting of the International Society for Extracellular Vesicles (ISEV)**. Lyon, France.
- (43). Zheng, H., Ford, B.N., Bergamino, M., Kuplicki, R., Yeh, F., Burrows, K., T1000 Investigators, Hunt, P.W., Teague, T.K., Irwin, M.R., R.H., Paulus, M. P., **Savitz, J.** (2022). A hidden menace? Cytomegalovirus infection is associated with brain structural and functional alterations in major depressive disorder. **8th International Congenital CMV Conference**. Virtual Meeting.
- (44). Ford, B. N., Teague, T. K., Simmons, W. K., Paulus, M., **Savitz, J.** (2022). Preliminary evidence of an interaction between sleep quality and inflammatory response on COVID-19 vaccine immunogenicity in adults with a history of mood disorder. **Annual Meeting of the Psychoneuroimmunology Research Society (PNIRS)**. Zurich, Switzerland.
- (45). Zheng, H., Webster, M.J., Weickert, C.S., Beasley, C.L., Paulus, M.P., Yolken, R.H., **Savitz, J.** (2022). Cytomegalovirus antibodies are associated with mood disorders, suicide, markers of neuroinflammation, and microglia activation in postmortem brain samples. **Annual Meeting of the American College of Neuropsychopharmacology (ACNP)**. Phoenix, AZ.
- (46). Figueroa-Hall, L.K., Burrows, K., Thomas, M., Kuplicki, R., Teague, T.K., Ramesh, R., Irwin, M.R., Risbrough, V.B., Khalsa, S., Guinjoan, S., Paulus, M.P., **Savitz, J.B.** (2022). In Vivo Toll-like Receptor 4 Agonist Immune Challenge in Major Depressive Disorder. **Annual Meeting of the American College of Neuropsychopharmacology (ACNP)**. Phoenix, AZ.
- (47). Zheng, H., **Savitz, J.**, Haroon, E., Ahern, J., Loughnan, R.J., Xu, B., Forthman, K., Aupperle, R.L., Paulus, M.P., Thompson, W.K., Fan, C.C. (2023). Polygenic risk score for C-reactive protein is associated with accelerated cortical thinning in adolescents: a population-based longitudinal cohort study. **Annual Meeting of the Psychoneuroimmunology Research Society (PNIRS)**. Boulder, CO.
- (48). Munshi, S., Alarbi, A.M., Zheng, H., Aupperle, R.L., Khalsa, S.S., Paulus, M.P., Teague, T.K., **Savitz, J.** (2023). Differential expression of endoplasmic reticulum stress and NLR4 inflammasome

genes in major depressive disorder. **Annual Meeting of the Psychoneuroimmunology Research Society (PNIRS)**. Boulder, CO.

(49). Figueroa-Hall, L., Burrows, K. Kuplicki, R., Teague, T. K., Cha, Y., Guinjoan, S., Khalsa, S.S., Paulus, M.P., Irwin, M., **Savitz, J.** (2023). Astrocyte-enriched extracellular vascular injury proteins and hsa-let-7f-5p expression after *in vivo* immune challenge in major depressive disorder. **Annual Meeting of the American College of Neuropsychopharmacology (ACNP)**. Tampa, FL.

(50). Zheng, H., **Savitz, J.**, Haroon, E., Ahern, J., Kanaan, A, Loughnan, R.J., Xu, B., Forthman, K., Aupperle, R.L., Williams, L.M., Paulus, M.P., Thompson, W.K., Fan, C.C. (2023). Polygenic risk score for C-reactive protein is associated with altered cortical thinning and psychopathology in adolescents: a population-based longitudinal cohort study. **Annual Meeting of the American College of Neuropsychopharmacology (ACNP)**. Tampa, FL.

(51). Zheng, H., Ford, B., Ebrahim Haroon, E., Thompson W.K., Fan^{1,5}, C.C., Teague, T.K., Paulus, M.P., **Savitz, J.**, Cole, S. (2024). The Role of CD4+ Effector Memory T-Cells in Cytomegalovirus-associated Brain Changes and Depression: A Dual-Sample Analysis. **Annual Meeting of the Psychoneuroimmunology Research Society (PNIRS)**. Halifax, Canada.

(52). Burrows, K., Figueroa-Hall, L.K., Hannafon, B., Ramesh, R., Risbrough, V.B., Teague, T.K., Paulus, M.P., **Savitz, J.B.** (2025). Exploring the Role of CD9-Positive Extracellular Vesicles in Major Depressive Disorder: Associations with Symptom Severity and Potential Physiological Implications. **Annual Meeting of the International Society for Extracellular Vesicles (ISEV)**. Vienna, Austria.

(53). Goeckner, B., **Savitz J.**, Teague, T.K., Brett, B.L., Meier, T.B. (2025). Association of blood-based biomarkers with concussion history, contact sport, and oral contraception in female athletes. **Annual Meeting of the Sports Neuropsychology Society (SNS)**. Milwaukee, WI.

(54). Ferreira, E., **Savitz, J.**, Teague, T.K., Meier, T.B. (2025). Investigating the Association of CMV Serostatus, Concussion History, and Clinical and Biomarker Outcomes in Collegiate Athletes. **Annual Meeting of the Sports Neuropsychology Society (SNS)**. Milwaukee, WI.

SELECTED TALKS

(1). **Savitz, J.B.** and Jansen, P. Symptom Domains in Attention Deficit Hyperactivity Disorder (ADHD) and Neuropsychological Task Performance. **South African Association of Learning and Educational Disabilities (SAALED)** annual Meeting. Cape Town, 15th September, 2000.

(2). **Savitz, J.** Genetics of Bipolar Disorder. **Laboratory of Neurogenetics (LNG), NIAAA**. Rockville, MD, February, 2005.

- (3). **Savitz, J.**, Drevets, W., Nugent, A., Bogers, W., Solomon, G., Wright, N., Bonne, O. Increased left subgenual prefrontal cortex and decreased right amygdala volumes in post-traumatic stress disorder. **Society for Neuroscience (SfN)** annual Meeting. Washington DC, 18th November, 2008.
- (4). **Savitz, J.** The Immunological Basis of Mood Disorders. Department of Psychiatry, Grand Rounds. **University of Oklahoma College of Medicine**, Tulsa, OK. 1st May, 2013.
- (5). **Savitz, J.** The Immunological Basis of Mood Disorders. Department of Psychiatry, Grand Rounds. **University of Kansas School of Medicine**, Wichita, KS. 10th October, 2013.
- (6). **Savitz, J.** Immune function in depression: association with neuroimaging abnormalities. Department of Psychology Colloquium Series. **University of Alabama, Birmingham**, AL. 22nd January 2014.
- (7). **Savitz, J.** Immunological and Neuroimaging Abnormalities in Depression: a unifying hypothesis. Department of Psychiatry, Grand Rounds. **University of Cincinnati**, Cincinnati, OH. 19th February 2014.
- (8). **Savitz, J.** Neuroprotective and neurotoxic kynurenine metabolites are associated with hippocampal and amygdalar volumes in depression. **International Society of Bipolar Disorders (ISBD)** annual Meeting. Seoul, South Korea. 20th March, 2014.
- (9). **Savitz, J.** Depression and "inflammation": what can we see with neuroimaging? Department of Symptom Research, **University of Texas, M.D. Anderson Cancer Center**. 25th March, 2014.
- (10). **Savitz, J.** Depression and "inflammation": what can we see with neuroimaging? Department of Psychiatry, **University of Pittsburgh**, Pittsburgh, PA. 9th April, 2014.
- (11). **Savitz, J.** Kynurenine pathway imbalance in mood disorders: association with neuromorphometric abnormalities. Department of Psychiatry. **University of Texas Health Sciences Center**, Houston, TX. 29th April, 2014.
- (12). **Savitz, J.** Association between kynurenine-pathway metabolites and gray matter volumes of the hippocampus and amygdala in patients with bipolar disorder. **American Society of Clinical Psychopharmacology** annual meeting. Hollywood, FL. 17th June, 2014.
- (13). **Savitz, J.** The tryptophan-kynurenine metabolic pathway in mood disorders: what can we see with neuroimaging? **International Society for Tryptophan Research (ISTRYP)** Meeting. Grand Rapids, MI. 18th September, 2015.
- (14). **Savitz, J.** Kynurenine pathway, immune system, and brain imaging in affective and psychotic disorders. **Stanley Medical Research Foundation** annual meeting. Baltimore, MD. 2nd December, 2015.
- (15). **Savitz, J.** Relationship between microglial/macrophage-derived neurotoxic kynurenine metabolites and hippocampal structure and function in depression. **Society of Biological Psychiatry (SOBP)** annual Meeting. Atlanta, GA. 12th May, 2016.

- (16). **Savitz, J.** Do neuroactive kynurenine metabolites affect brain structure and function in depression? **Psychoneuroimmunology Research Society (PNIRS)** annual Meeting. Plenary Session. Brighton, England. 9th June, 2016.
- (17). **Savitz, J.** Treatment of bipolar disorder with minocycline and/or aspirin: an adaptive, double-blind, randomized, placebo-controlled clinical trial (NCT01429272). **International Society of Bipolar Disorders (ISBD)** annual Meeting. Amsterdam, The Netherlands. 14th July, 2016.
- (18). **Savitz, J.** Relationship between neurotoxic kynurenine metabolites and hippocampal structure in bipolar disorder. **International Society of Bipolar Disorders (ISBD)** annual Meeting. Amsterdam, The Netherlands. 14th July, 2016.
- (19). **Savitz, J.** Relationship between neurotoxic kynurenine metabolites and hippocampal structure and function in depression. **SALSI Neuroscience Symposium: Translational Neuroimmunology**. San Antonio, TX., 22nd July, 2016.
- (20). **Savitz, J.** Depression and Inflammation: Etiology, Mechanism, and Treatment. Department of Psychiatry, Grand Rounds. **University of Arkansas Medical School**. Little Rock, AR. January, 12th 2017.
- (21). **Savitz, J.** Neuroimmunology of Depression. **Oklahoma Center for Neuroscience, OUHSC**. Oklahoma City, OK. March 9th, 2017.
- (22). **Savitz, J.** Immune Dysregulation in Depression. **NIAAA Laboratory of Neurogenetics**. Rockville, MD. April 10th, 2017.
- (23). **Savitz, J.** Immunophenotyping the mood disorder spectrum. **International Society of Bipolar Disorders (ISBD)** annual Meeting. Washington, DC. 6th May, 2017.
- (24). **Savitz, J.** Infectious Agents, Adaptive Immunity and Inflammation in Depression. **Society of Biological Psychiatry (SOBP)** annual Meeting. New York City, NY. May 11th 2018.
- (25). **Savitz, J.** Immune dysregulation in mood disorders. **Medical College of Wisconsin**. Milwaukee, WI. 28th June, 2018.
- (26). **Savitz, J.** Childhood abuse is associated with cytomegalovirus infection. **Anxiety and Depression Association of America (ADAA)** annual Meeting. Chicago, IL. 30th March, 2019.
- (27). **Savitz, J.** Impaired immunity to measles in adults with depression. NIH/NIGMS IDeA Meeting. Oklahoma City, OK. 14th June, 2019.
- (28). Joshua Cho (UCLA), Julie Lasselin, (Karolinska Institutet), Mats Lekander (Karolinska Institutet), **Jonathan Savitz (LIBR)**, Manfred Schedlowski (University of Duisberg-Essen). Panel Discussion. Advantages and methodological considerations of experimental endotoxemia in humans – towards a standardized procedure for its application in PNI. **Psychoneuroimmunology Research Society (PNIRS)** annual meeting. Los Angeles, CA. 21st May, 2021.
- (29). **Savitz, J.** Cytomegalovirus and Neuropsychiatric Disorders: overlooked adversary or innocent bystander? “First Friday Seminar”, Department of Pharmacology, **Oklahoma State University**. Tulsa, OK. 6th January, 2023.

- (30). **Savitz, J.** Cytomegalovirus and Neuropsychiatric Disorders: overlooked adversary or innocent bystander? New York State Psychiatric Institute, **Columbia University**, New York, NY. 9th January, 2023.
- (31). **Savitz, J.** The indirect effects of CMV on depression. **Royal Society Meeting: The Indirect Effects of Cytomegalovirus Infection – Mechanisms and Consequences.** London, UK. 15th October, 2024.
- (32). **Savitz, J.** In vivo and ex vivo responses to LPS in major depressive disorder. **Department of Psychological Medicine, King's College London.** Virtual Talk. 25th November, 2024.
- (33). **Savitz, J.** Chronic CMV infection, T cell senescence and major depressive disorder. **European College of Neuropsychopharmacology Immuno-Psychiatry Network. T cell pathogenesis and novel immune therapies for mood disorders.** Virtual Talk. 9th December, 2024.
- (34). **Savitz, J.** CMV Infection and T-cells in Depression. **17th Psychoimmunology Expert Meeting.** Günzburg, Germany. Virtual Talk. 3rd May, 2025.

MENTORING

UNDERGRADUATE STUDENTS AND RESEARCH ASSOCIATES (PRIMARY MENTOR)

Mentee	Years	Subsequent Position
Amritha Harikumar, The University of Tulsa	2014-2015	Graduate Student, Clinical Psychology PhD Program, Georgia State University
Caroline Ibrahim, TURC scholar, The University of Tulsa	2015-2016	Field Engineer at Schlumberger
Maria Nadeem, TURC scholar, The University of Tulsa	2015-2017	Physician Assistant Student, University of Oklahoma.
Christopher Jarrett, LIBR	2017-2018	Medical Student, University of Oklahoma
Nour El-Sabbagh, LIBR	2019-2020	Medical Student, Oklahoma State University
MacGregor Thomas, LIBR	2021-2023	Medical Student, University of Oklahoma
Isaac Ewers, LIBR	2023-	

Abhay Bindroo, The University of Tulsa	2024-	
--	-------	--

GRADUATE STUDENTS AND CLINICAL INTERNS (PRIMARY MENTOR)

Mentee	Year/s	Degree/Institution	Awards/Grants	Subsequent Position
Bart Ford	2015-2020	Ph.D., University of Tulsa	<ul style="list-style-type: none"> - Winner of the 2019 Michael Irwin Equity and Diversity Award from PNIRS - First place graduate poster presentation at 2017 Emory University-Laney Graduate School STEM Research and Career Symposium - First place oral presentation at 2018 University of Tulsa Research Colloquium 	Post-Doc, LIBR
Cherry Youn	2024-2025	Clinical Psychology Intern, LIBR	Mentored Early Career Editorial in Biological Psychiatry	Post-Doc, LIBR

POST-DOCTORAL FELLOWS (PRIMARY MENTOR)

Mentee	Year/s	Awards/Grants	Subsequent Position
Leandra Figueroa-Hall	2019-	<ul style="list-style-type: none"> - K99MH126950 - NIH LRP - First Place Research Pitch. 2021 END2Cancer: Emerging Nanotechnology and Drug Delivery Applications for Cancer Conference 	Associate Investigator (Assistant Professor), LIBR
Haixia Zheng	2019-2021		Associate Investigator (Assistant Professor), LIBR
Bart Ford	2020-2021	NARSAD YI Award	Assistant Professor, Department of Pharmacology, Oklahoma State University
Soumya Munshi	2022-2023		Post-Doctoral Fellow, Department of Pharmaceutical Sciences, OUHSC
Cherry Youn	2025-		

TEACHING

Facilitator, OU-TU School of Community Medicine M.D. Program, “Patients, Physicians, and Society 1”	2015-2017
Ad Hoc Lecturer, The University of Tulsa Principles of Neuroscience (BIOL 4173)	2018-2021
Ad Hoc Lecturer, University of Oklahoma College of Health Sciences Neuroinflammation and Neuroimmunology (OCNS 6311)	2017-2018
Genetics of Mood Disorders (Psychiatry Resident Program)	2012-2013
Immunological Basis of Mood Disorders (Psychiatry Resident Program)	2014-2015
Ad Hoc Lecturer, National Institutes of Health Post-Baccalaureate Intra-Mural Training Awardees Program	2007-2009
Tutor, University of Cape Town Tutor MBChB (M.D.) Program	2004
Tutor, University of the Witwatersrand Statistics and Research Methodology II, Department of Psychology	1998-1999

SERVICE

PROFESSIONAL SOCIETIES

Full Member, American College of Neuropsychopharmacology (ACNP)	2022-
Associate Member, American College of Neuropsychopharmacology (ACNP)	2013-2019
Member, American Physiology Society (APS)	2022-
Member, Psychoneuroimmunology Research Society (PNIRS)	2016-
- Member, PNIRS Membership Committee	2021-2024
- Member, PNIRS, Nominations Committee	2023-2026

PEER REVIEW

Editorships and Editorial Board Memberships	Date
Associate Editor of <i>Neuroscience Letters</i>	2015-2019
Editorial Board Member of <i>Brain, Behavior and Immunity</i>	2018-
Editorial Board Member of <i>BBI Health</i>	2018-

Editorial Board Member of <i>Psychoneuroendocrinology</i>	2019-
Editorial Board Member of <i>Comprehensive Psychoneuroendocrinology</i>	2019-

Journal Reviews (selected):

American Journal of Psychiatry
Archives of General Psychiatry
Biological Psychiatry
Brain, Behavior and Immunity - “outstanding reviewer” 2015, 2017
British Journal of Psychiatry
Cerebral Cortex
eBioMedicine
JAMA Psychiatry
Journal of Abnormal Psychology
Journal of the American Academy of Child and Adolescent Psychiatry
Journal of Neurology, Neurosurgery and Psychiatry
Lancet Psychiatry
Molecular Psychiatry
Nature Mental Health
Neuropsychology
Neuropsychopharmacology
Pharmacological Reviews
Psychological Medicine
Psychological Review
Schizophrenia Bulletin

NATIONAL INSTITUTES OF HEALTH (NIH)

Standing Member

Neural Basis of Psychopathology, Addictions, and Sleep (NPAS), Brain Disorders and Clinical Neuroscience Integrated Review Group (BDCN), Center For Scientific Review

Date
07/2022-11/2024

Ad Hoc Reviewer

Biobehavioral Mechanisms of Emotion, Stress and Health (MESH)	2016
Biobehavioral Research Awards for Innovative New Scientists (BRAINS)	2017
National Cancer Institute Special Emphasis Panel (ZCA1 SRO-Q)	2017
Biobehavioral Mechanisms of Emotion, Stress and Health (MESH)	2018
Early Phase Clinical Trials of Natural Products (ZAT1 SM (45) 1)	2019
Neural Basis of Psychopathology, Addictions, and Sleep (NPAS)	2020
Neural Basis of Psychopathology, Addictions, and Sleep (NPAS)	2021
Neuropsychiatric Disorders (ZRG1 BDCN-C (02) SEP)	2021
Child Psychopathology and Developmental Disabilities (CPDD) (ZRG1 BBBP-S02 SEP)	2021
Mental Health Research in Low and Middle-Income Countries (ZMH1 ERB-N (05) R)	2022
Early Phase Clinical Trials of Natural Products (ZAT1 SH (04))	2022
Urgent Award: COVID-19 Mental Health Research (R01) B (ZMH1 ERB-L (L1) S)	2022

Early-Stage Testing of Pharmacologic or Device-based Interventions for the Treatment of Mental Disorders (ZMH1 ERB-R (02) S)	2023
--	------

DEPARTMENT OF DEFENCE (DOD)

Focused Program – Infectious Diseases 2 (FP-ID-2)	2023
---	------

NATIONAL AND INTERNATIONAL AGENCIES

Ad Hoc Grant Reviewer	Date
Prinses Beatrix Fonds, The Netherlands	2012
National Research, Development and Innovation Office, Hungary	2013
Ontario Mental Health Foundation, Canada	2014
Swiss National Science Foundation	2014
Austrian Science Fund (FWF)	2015
National Initiative Brain and Cognition, The Netherlands	2015
Chief Scientists’ Office, Scotland	2016
Geneva University Hospitals and Faculty of Medicine Research Foundation	2016
KU Leuven, Belgium	2016
Research Foundation – Flanders, Belgium	2016
Dutch Organisation for Health Research and Development (ZonMw)	2017
Health Research Board, Ireland	2017
PSI Foundation, Canada	2017
KU Leuven, Belgium	2018
St Vincent's Clinic Foundation, NSW, Australia	2018
Deutsche Forschungsgemeinschaft (German Research Foundation)	2022
The Netherlands Organisation for Scientific Research (NWO/ZonMw) Vidi	2022
Medical College of Wisconsin Cancer Center, Idea Award	2022
Swiss National Science Foundation	2023
Deutsche Forschungsgemeinschaft (German Research Foundation)	2023
UK Research Institute	2024
Netherlands Organization for Health Research and Development (ZonMw)	2024
Wellcome Trust, UK	2024

External Reviews (Promotion and Tenure):	Date
Department of Psychiatry, University of Illinois, Chicago, IL	2017
Department of Psychiatry and Behavioral Sciences, University of Texas, Houston, TX	2020
Department of Psychiatry, University of Pittsburgh, Pittsburgh, PA	2020
Van Andel Institute, Michigan State University, Grand Rapids, MI	2020
Department of Psychiatry and Behavioral Sciences, Emory University, Atlanta, GA	2021
National Science Foundation of South Africa	2021
National Science Foundation of South Africa	2022
Department of Psychiatry, University of Pittsburgh, Pittsburgh, PA	2024

PhD Theses (external examiner):	Date
University of Cape Town	2013

DISSERTATION COMMITTEES

Candidate	Institution	Degree	Year
Bohan Xu	Tandy School of Computer Science, The University of Tulsa	PhD	2020-2022

INSTITUTIONAL SERVICE

	Date
College of Health Sciences Representative in The University of Tulsa Senate	2016-2017
Chair, Oxley College of Health Sciences Tenure Committee, The University of Tulsa	2017
Member, Faculty of Community Medicine, Tenure Committee, The University of Tulsa	2018-2024
Member, Oxley College of Health Sciences Tenure Committee, The University of Tulsa	2018-2024
Member, Laureate Institute for Brain Research P&T Committee	2021-

DATA SAFETY AND MONITORING BOARDS (DSMB)

Study Title	Principal Investigator	Role	Years
Experimental Model of Depression in Aging: Insomnia, Inflammation, and Affect Mechanisms	Michael R. Irwin, MD, UCLA	Member	2017-2022
An Experimental Treatment Approach for Inflammation-Induced Depression	Hyong-Jin Cho, M.D., Ph.D., UCLA	Chair	2018-2020
Experimental model of depression in aging: anxiety, inflammation, and reward mechanisms.	Chloe Boyle, PhD., UCLA	Safety Officer	2022-2023

PUBLIC LECTURES

- (1). The inflamed brain. **Healthy Brains for a Healthy Oklahoma Lecture Series.** 2016
 - (2). The inflamed brain. **Healthy Brains for a Healthy Oklahoma Lecture Series.** 2017
 - (3). Immune Function in Depression. **Zarrow Mental Health Symposium.** 2019
 - (4). Inflamed Body, Inflamed Mind. **Oklahoma Youth Services Annual Meeting.** 2025.
-